

IVA
INTERNATIONAL



MASTER CATALOGUE

Natural Stone Cladding | Designer Stone &
CNC Art Surfaces | Designer Tile Concepts |
Waterjet Accents | Specification Studio |
Custom Project Development

*Curated architectural surfaces
for timeless spaces.*



NATURAL BY DESIGN
Authentic materials,
timeless beauty.



CRAFTED TO PERFECTION
Precision craftsmanship
in every detail.



BUILT TO ENDURE
Durable surfaces for
lasting performance.



GLOBAL INSPIRATION
Designs that connect
cultures and creativity.



TRUSTED BY EXPERTS
The choice of architects,
designers & developers.

IVA

INTERNATIONAL



A MATERIAL LANGUAGE OF LUXURY

At IVA International, we believe that every surface has the power to transform a space and elevate a feeling. As creators of natural stone cladding, designer stone, CNC art surfaces, designer tile concepts, waterjet accents, and bespoke custom developments, we craft more than materials — we craft experiences.

Our collections unite nature, innovation, and artistry to deliver timeless beauty, unmatched quality, and architectural surfaces that speak a language of enduring luxury.



MATERIAL INTEGRITY

Natural stones and premium materials, chosen for their purity, performance, and timeless beauty.



CRAFTED DETAILING

CNC precision, waterjet artistry, and refined finishes that bring depth, texture, and distinction.



DESIGN-LED SURFACES

Innovative concepts and sculpted surfaces that inspire and elevate every interior.



ARCHITECTURAL RELEVANCE

Collections that align with global design trends and the evolving needs of modern architecture.




BESPOKE CUSTOMIZATION

Tailored solutions and collaborative development for projects as unique as your vision.



TIMELESS APPEAL

Enduring elegance that transcends trends and stands the test of time.




Catalogue Architecture



01

Brand & Material Direction


Our philosophy, design language, and material vision.



02

Natural Stone Cladding Collections

Premium natural stone mosaics curated for timeless architecture.



03

Designer Stone & CNC Art Surfaces

Sculpted surfaces and CNC Artistry that elevate every space.



04

Designer Tile Concepts

Contemporary tile concepts for floors, walls, and statement interiors.



05

Waterjet, Accent & Highlighting Ideas

Precision waterjet designs and accent ideas that define impact.



06

Specification Studio

Technical information, performance data, and installation guidance.



07

Custom Project Development

From concept to completion — our collaborative project journey.



IVA

INTERNATIONAL



BRAND & MATERIAL DIRECTION

An editorial introduction to the values, visual language and material point of view behind IVA International.



OUR PHILOSOPHY

At IVA International, we believe great spaces begin with intention. Our materials are not chosen for trend, but for timeless relevance, honesty and soul.




DESIGNED FOR LUXURY

Every surface we offer is a reflection of refined taste and enduring quality — curated for architects and designers who demand more.



MATERIAL-LED DESIGN

We champion the beauty of natural and crafted materials, empowering ideas to take form through texture, tone and tactile experience.



*“We don’t follow trends.
We set the standard
through material integrity
and design purpose.”*

IVA International is more than a collection. It is a curated design language built on authenticity, craftsmanship, and a deep respect for how materials shape space.

This is our promise. This is our DNA.

01 BRAND & MATERIAL DIRECTION

**MATERIAL
PHILOSOPHY**

At IVA International, material selection is an act of curation. We believe that true luxury lies in authenticity— in surfaces that carry the raw beauty of nature and the refinement of human craftsmanship.

Each stone is chosen for its inherent character, tactile depth, and ability to elevate spaces across generations.

*Rooted in nature.
Refined for timeless architecture.*



AUTHENTICITY

Naturally formed, uniquely real. No two pieces are ever alike.



NATURAL VARIATION

Subtle shifts in tone, veining, and movement bring depth, soul, and story.




ENDURING BEAUTY

Timeless materials that age gracefully and remain relevant for generations.



ELEVATED CRAFTSMANSHIP

Expertly finished surfaces that reflect precision, passion, and purpose.



NATURAL STONE ELEGANCE

Premium marble and quartzite selected for their purity, movement, and timeless appeal.



TEXTURE & TACTILITY

Fluted, honed, brushed or sandblasted— crafted to engage the senses and elevate design.



RAW & REFINED

Split-face and natural cleft finishes bring organic depth and architectural strength.



ARTISANAL DETAIL

Hand-carved and machine-finished elements that add character and distinction.



BUILT TO ENDURE

Engineered for performance. Designed to withstand time, use, and climate.



IVA

INTERNATIONAL



BRAND & MATERIAL DIRECTION

DESIGN LANGUAGE



At IVA International, our design language is the union of nature, craft, and contemporary vision.

We bridge natural stone with sculpted surfaces, contemporary geometry, and statement interiors to create spaces that feel timeless, tactile, and truly architectural.

Every material. Every texture. Every detail. Selected to inspire and built to endure.



NATURAL ESSENCE

Rooted in the raw beauty of stone and earth.



SCULPTED PRECISION

Crafted surfaces and details that shape light and space.



CONTEMPORARY GEOMETRY

Clean forms, structural lines, and architectural clarity.



STATEMENT LUXURY

Timeless materials elevated for modern, refined living.



OUR DESIGN PRINCIPLES



SCULPTURAL DEPTH

Textures and reliefs create dimension and emotional connection.




WARM MINIMALISM

Refined palettes and natural tones express understated elegance.



BALANCED CONTRAST

Light and dark. Smooth and raw. Harmony in opposites.



RHYTHM & FLOW

Repetition and pattern bring movement and visual continuity.



ARCHITECTURAL FOCUS

Every surface supports the space, elevating function and experience.



TIMELESS LUXURY

Enduring materials crafted for legacy and long-term value.

PALETTE, TEXTURE & FINISH

A considered palette and refined finishes bring depth, character and timeless elegance to every space.

LUXURY PALETTE

A harmonious spectrum of warm beiges, ivory stones, layered greys, charcoal blacks and bronzed metallics.



NATURAL STONE

Authentic beauty in every vein and layer. Curated stones that elevate architecture with enduring sophistication.




TEXTURE & SURFACE

From soft mattes to bold textures—surfaces that bring tactility and performance together.



ARCHITECTURAL DETAILS

Profiles and carvings that add rhythm, depth and bespoke character to every design.




FINISH & SHEEN

The right finish defines mood, enhances material and ensures lasting beauty. Designed for how spaces are lived in.



INSPIRATION IN CONTEXT

See how palette, texture and finish come together to create timeless, elevated environments.



CURATED PALETTE
Timeless tones that harmonize with any design vision.



TEXTURAL DEPTH
Surfaces that invite touch and create lasting impressions.



CRAFTED DETAILS
Profiles and carvings that add dimension and distinction.



FINISH OPTIONS
Tailored sheen and performance for every application.



DESIGNED TO INSPIRE
Materials that elevate spaces and enrich everyday living.

APPLICATIONS & SPATIAL CHARACTER

Thoughtfully applied materials create more than surfaces — they shape how a space feels.

Each environment tells a story through texture, tone, and craftsmanship. From grand façades to intimate interiors, our materials elevate atmosphere, enhance depth, and deliver a sense of timeless prestige.



VILLA FACADES

Natural stone and refined textures create a powerful first impression — enduring, elegant, and timeless.



HOTEL LOBBIES

Grand materials and sculpted surfaces set the tone for luxury, comfort, and unforgettable experiences.



FEATURE WALLS

Statement surfaces add depth, character, and a focal point that elevates the entire space.



SPA BATHROOMS

Natural textures and tonal harmony create serene, spa-like sanctuaries that inspire relaxation.



STATEMENT FOYERS

Luxurious materials and architectural details create a lasting sense of arrival and refined sophistication.



REFINED COMMERCIAL INTERIORS

Durable, design-driven surfaces enhance brand identity and elevate the everyday experience.



BUILT FOR IMPACT. MADE TO LAST.

Premium materials engineered for beauty, performance, and long-term value.

CRAFT, DETAIL & LASTING VALUE

Where craftsmanship defines enduring beauty.

At IVA International, every surface is a result of careful selection, masterful craftsmanship, and relentless attention to detail.

Our materials are refined for architects, designers, and luxury projects—delivering precision finishes, timeless character, and lasting value in every detail.



MASTERFUL CRAFTSMANSHIP

Expert hands and advanced techniques create flawless finishes and refined edge profiles.



ARCHITECTURAL PRECISION

Every detail is measured, shaped, and finished to elevate form, function, and design intent.



BUILT TO ENDURE

Premium materials and precision finishing ensure strength, durability, and long-term performance.



TIMELESS ELEGANCE


Natural beauty, authentic textures, and subtle details create spaces that never go out of style.



DESIGNED FOR EXCELLENCE

Trusted by architects and designers worldwide to bring visionary projects to life with confidence.

Luxury is revealed in the details.



IVA

INTERNATIONAL



A SIGNATURE POINT OF VIEW

From natural stone to sculpted surfaces,
from refined details to custom expression —
our direction is clear.

We curate materials and concepts that
elevate spaces, inspire confidence,
and stand the test of time.



TIMELESS BY DESIGN

Rooted in nature, elevated by craftsmanship.
Materials that transcend trends and endure
through time.



DESIGNER-LED EXPRESSION

Curated for creative freedom.
Surfaces and solutions that empower
architects to express bold ideas
with refined clarity.



CUSTOM, WITHOUT COMPROMISE

From concept to completion,
we bring your vision to life through
tailored materials and expert guidance.



GLOBAL. RELEVANT. INSPIRING.

A global perspective with local sensitivity.
Designs that connect cultures, elevate
experiences, and inspire belonging.



BUILT ON TRUST

Backed by expertise, driven by integrity.
We are your partner in delivering
architecture that leaves a lasting legacy.

Surfaces are more than materials —
they are a reflection of intent.

*With every texture, edge, and finish,
we help you shape spaces
that speak beautifully, function effortlessly,
and last for generations.*



IVA
INTERNATIONAL

NATURAL STONE CLADDING

Timeless Surfaces.
Crafted for
Extraordinary Spaces.

Our Natural Stone Cladding collection celebrates the raw elegance of nature—shaped by time, refined by design, and crafted to elevate every space with enduring beauty and character.



100% NATURAL
Pure materials. No artificial additives.



TIMELESS APPEAL
Enduring style that transcends trends.



DURABLE & RELIABLE
Built to withstand time and the elements.



ECO-CONSCIOUS
Sustainable choice for a greener future.

THE ART OF NATURAL CLADDING

A COLLECTION AS
DIVERSE AS NATURE.

Our curated range of natural stone cladding celebrates the raw beauty, texture, and timelessness found in nature. Each style is thoughtfully selected to deliver architectural impact, lasting performance, and endless design possibilities.

Fifteen distinctive expressions.
One timeless standard.



AUTHENTIC & RAW
Quarried from nature. Unaltered beauty in every piece.



BUILT TO ENDURE
Exceptionally durable and resilient in all climates.



DESIGNED TO INSPIRE
Rich textures and tones that bring depth, warmth, and character.



SUSTAINABLY SOURCED
Responsibly extracted with respect for the environment.




TIMELESS APPEAL
Enduring style that transcends trends and generations.




COLLECTION OVERVIEW



1. LEDGE STONE
Bold layers with natural depth and shadow.



2. DRY STACK
Clean, linear stacking for a refined, timeless finish.



3. STRIP CLADDING
Narrow linear strips for a sleek, contemporary look.



4. ASHLAR CUT
Precision-cut blocks for a classic, architectural feel.



5. CASTLE STONE
Weathered edges, historic character, modern strength.



6. SPLIT FACE
Naturally rugged texture with organic depth.



7. RANDOM RUBBLE
Irregular shapes, naturally captivating.



8. LINEAR GROOVE
Carved lines for rhythm, texture, and modern flair.



9. SHADOW GROOVE
Deep relief profile creates striking shadow play.



10. RUSTIC BLEND
Earthy tones and varied textures in perfect harmony.



11. GREY BLEND
Cool greys with natural variation and movement.



12. BEIGE BLEND
Warm neutrals for inviting, elevated spaces.



13. CHARCOAL MIX
Dramatic dark tones with bold contrast.



14. WARM EARTH MIX
Rich, natural hues that ground and warm any space.




15. NATURAL LEDGE MIX
A balanced blend of tones and textures.



SIGNATURE TEXTURES

A curated expression of depth, rhythm, and character.

Our Signature Textures collection embodies the raw elegance of nature—refined for visionary design. Each texture is a story carved in stone, offering authentic character, tactile beauty, and enduring sophistication to elevate every architectural statement.



SIGNATURE TEXTURES



MIDNIGHT BASALT



DESERT LINEN



ARCTIC LIMESTONE



COPPER RIDGE



OYSTER ASH



FOREST SLATE



SAND CREST



MOCHA STRATA



SILVER DRIFT



DUNE QUARRY



VOLCANIC GRAPHITE



ALMOND VEIN

MASTER CATALOGUE



TACTILE DEPTH

Rich textures that invite touch and perception.



NATURAL VARIATION

Each piece is uniquely shaped by nature.



WEATHER DURABILITY

Engineered to endure all environments.



TIMELESS APPEAL

Enduring beauty that transcends trends.

DESIGNED FOR EXTRAORDINARY SPACES

From grand exteriors to intimate interiors, our natural stone cladding transforms every surface into a statement of timeless elegance.



EXTERIOR FACADES

Commanding presence. Enduring protection. Elevate your façade with the raw beauty of natural stone.



INTERIOR FEATURE WALLS

Create stunning focal points that bring depth, texture, and timeless sophistication to every interior.



ENTRY PORTALS

Make a lasting first impression with architectural entrances that speak of strength and refinement.



FIREPLACE SURROUNDS

Frame warmth with natural beauty. Stone cladding adds character, elegance, and inviting ambiance.



LANDSCAPE WALLS


Blend architecture with nature. Durable, weather-resistant stone for gardens and outdoor spaces.



HOSPITALITY & COMMERCIAL

Refined environments for elevated experiences. Ideal for hotels, resorts, restaurants, and premium spaces.

CURATED NATURAL STONES



NATURAL BY ORIGIN. REFINED BY DESIGN. BUILT TO INSPIRE.




— TONE, TEXTURE, DISTINCTION

COLOUR & FINISH GALLERY



Fifteen curated finishes. Endless possibilities. Each stone tells its own story—rooted in nature, refined by design, and crafted to elevate every space.




LIGHT TONES



MID TONES



DARK TONES



NATURAL BEAUTY
Authentic stone. Real texture. Timeless appeal.



RICH VARIATION
Subtle shifts in tone bring depth and life.



DESIGN FREEDOM
Fifteen finishes. Infinite combinations.



BUILT TO ENDURE
Engineered for lasting performance and beauty.

CRAFTED FOR ELEVATED LIVING

Elevate every moment.
Inspire every day.

Our natural stone cladding brings depth, character, and enduring beauty to the spaces where life unfolds.

From bold architectural statements to intimate details, each piece is crafted to enhance luxury living.



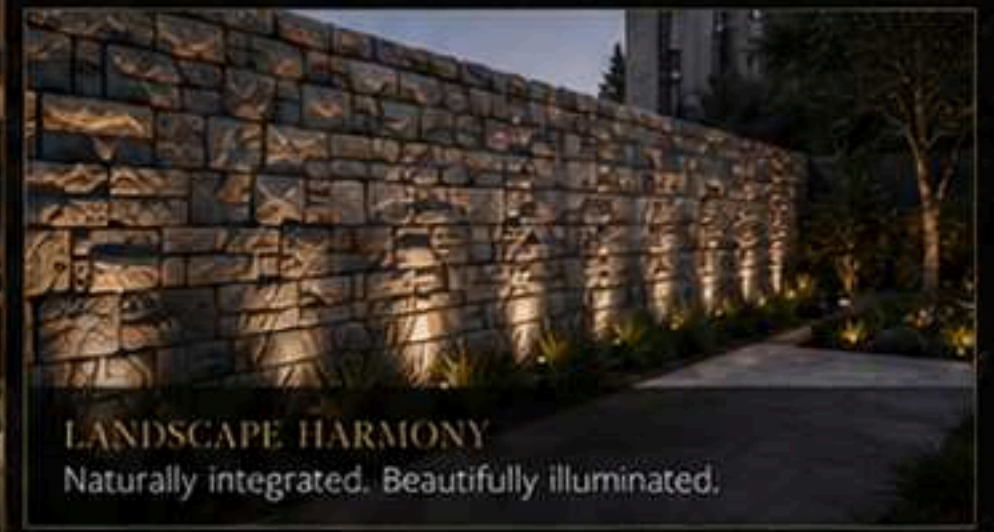
BOLD EXTERIORS
Commanding presence. Timeless appeal.



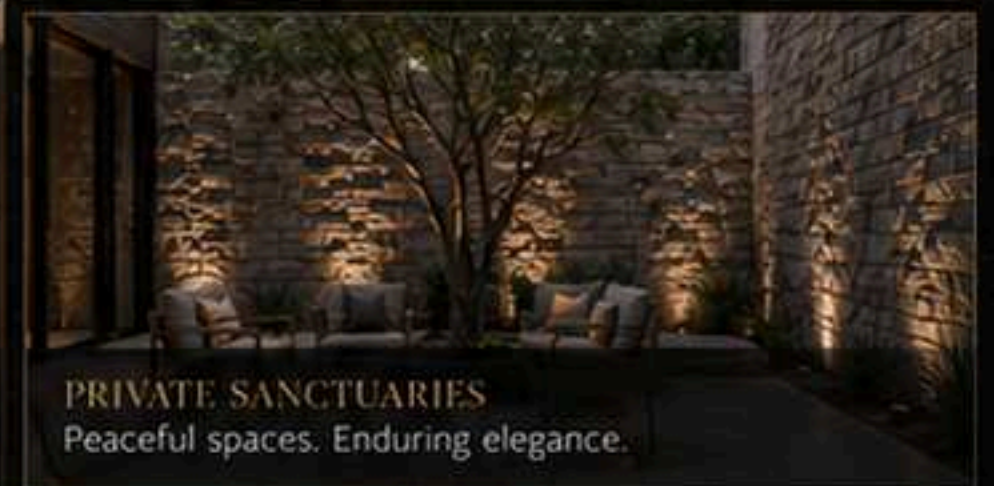
ICONIC INTERIORS
Striking walls that define and inspire.



REFINED ENTRANCES
Make a lasting first impression.



LANDSCAPE HARMONY
Naturally integrated. Beautifully illuminated.




PRIVATE SANCTUARIES
Peaceful spaces. Enduring elegance.

LUXURY NEUTRALS PALETTE



NATURAL EARTH PALETTE



TIMELESS BEAUTY
Enduring elegance that transcends trends.



BUILT TO LAST
Engineered for strength, crafted to endure.



NATURALLY RESPONSIBLE
Sustainably sourced. Consciously crafted.



DESIGN VERSATILITY
Endless possibilities for inspired living.



ADDS LASTING VALUE
Enhances beauty. Increases value.



MADE FOR LIVING
Elevates everyday experiences.

IVA

INTERNATIONAL

STATEMENT SURFACES FOR COMMERCIAL SPACES

Elevate every commercial space with natural stone cladding that exudes sophistication, durability, and timeless appeal.

Our expertly crafted surfaces are designed to leave a lasting impression in every setting.



LUXURY HOTEL

A grand welcome that sets the tone for an unforgettable experience.



RETAIL STOREFRONT

Bold, attractive facades that draw attention and elevate brand presence.



UPSCALE RESTAURANT

Rich textures that create an inviting ambiance and memorable dining experience.




OFFICE FACADE

Professional, enduring design that reflects strength and credibility.


RECOMMENDED CLADDING AESTHETICS



RIVEN GREY



DESERT GOLD



MOUNTAIN LEDGE



SHADOW GREIGE



OCEANIC BLACK

NATURAL BY ORIGIN. REFINED BY DESIGN. BUILT TO INSPIRE.

DETAILS THAT DEFINE THE FINISH

SYSTEMS & PROFILES

Precision-engineered profiles designed to create seamless transitions, enduring beauty, and timeless detail.



1. LEDGE

Protruding ledge creates depth and cast dramatic shadow lines.




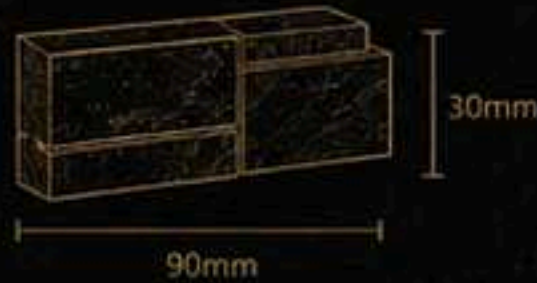
2. STACK

Tight linear stacking delivers a clean, contemporary layered look.



3. ASHLAR

Rectilinear blocks in varied sizes for a structured, architectural feel.



4. SPLIT FACE

Rugged texture brings natural character and authenticity.




5. CORNER RETURN

Engineered for seamless corners and uninterrupted continuity.



6. LINEAR STRIP

Narrow linear format for sleek lines and modern elegance.



 **PRECISION ENGINEERED**
Consistent dimensions for flawless installations.

 **SEAMLESS TRANSITIONS**
Profiles designed for clean edges and corners.

 **ENDURING BEAUTY**
Natural stone crafted to stand the test of time.

 **DESIGN FLEXIBILITY**
A range of profiles to elevate any architectural vision.

 **SUPERIOR PERFORMANCE**
Built for durability in all climates and conditions.

BUILT FOR LASTING ARCHITECTURE

Engineered by nature.
Proven by performance.



NATURAL COMPOSITION
Made from 100% natural stone.
Safe, authentic, and environmentally responsible.



WEATHER RESISTANCE
Built to withstand harsh climates,
UV exposure, moisture, and
temperature extremes.



DIMENSIONAL STABILITY
Exceptionally strong and dense for
long-term structural integrity and
lasting performance.



LOW MAINTENANCE
Resistant to stains, fading, and wear.
Minimal upkeep for maximum
peace of mind.



THERMAL CHARACTER
Naturally insulative properties help
regulate temperature and enhance
energy efficiency.



ENDURING AESTHETIC VALUE
Timeless beauty that elevates
architecture and stands the
test of time.


EXCEPTIONAL BY NATURE



ALPINE DRIFT




DESERT STRATA



IRONWOOD



TUNDRA VEIN



AUTUMN HAZE

PERFORMANCE & ADVANTAGES

THE FINAL DETAIL.
THE LASTING IMPRESSION.

TAILORED STONE. DISTINCTIVE RESULTS.

Every project deserves a material palette as unique as its vision. Our stone cladding is curated to harmonize with your design intent—balancing beauty, performance, and timeless appeal.

CURATED POSSIBILITIES



TUSCAN LEDGE



ALPINE DRIFT



RAVEN CLIFF



COASTAL MIST



DESERT GOLD



OCEANIC SLATE



SIERRA PEAK



GLACIER RIDGE



VOLCANIC ASH



SAHARA DUNE



CUSTOM CURATION

Hand-selected options tailored to your architectural vision and project goals.



TONE MATCHING

We align color, depth, and contrast to complement your overall material palette.



TEXTURE DIRECTION

From bold relief to subtle movement—textures chosen to enhance spatial impact.



PROJECT-SPECIFIC

Every selection is made with your environment, light, and lifestyle in mind.

NATURAL BY ORIGIN. REFINED BY DESIGN.

IVA
INTERNATIONAL

EXTENDED TEXTURE LIBRARY

More textures. More possibilities.
The same timeless elegance.

Our Extended Texture Library offers a broader selection of natural stone surfaces to suit a wide range of design visions. Each texture is crafted by nature. Perfected by time.



EXTENDED TEXTURE LIBRARY

 CLOUD WHITE	 RIVER ROCK	 CANYON RUST	 GRAPHITE LINEAR	 SAND DUNE	 FOREST BLEND
 COASTAL DRIFT	 OAK BARK	 RUSTIC ASH	 COPPER VEIN	 AURORA GOLD	 SHADOW PEAK
 IVORY SAND	 DESERT EDGE	 MOCHA STRATA	 GLACIER GREY	 TERRA NOVA	 PEBBLE RIDGE



NATURAL AUTHENTICITY
Genuine stone textures
formed by nature.



ENDURING QUALITY
Built to perform.
Made to last.



DESIGN FREEDOM
A texture for every vision.
A finish for every feeling.



TIMELESS APPEAL
Textures that transcend
trends and time.

IVA

INTERNATIONAL

BRAND & MATERIAL DIRECTION

OUR MATERIAL PROMISE

Pure. Proven. Purposeful.

At IVA International, every material we select reflects our unwavering commitment to purity, performance, and responsibility. We partner with quarries and artisans who share our respect for nature and our pursuit of excellence.

Our stones are responsibly sourced, ethically processed, and crafted with precision to deliver surfaces that inspire trust and endure generations.

We don't just offer materials. We deliver confidence.



AUTHENTIC SOURCING

Directly sourced from trusted quarries worldwide.



NATURAL & SUSTAINABLE

Eco-conscious practices that protect the earth for future generations.



PREMIUM QUALITY

Rigorously tested for durability, consistency, and timeless appeal.



COLLABORATIVE APPROACH

Working hand-in-hand with architects and designers to bring visions to life.



NATURALLY BEAUTIFUL

Formed over millions of years. Each piece is unique.



BUILT TO PERFORM

Engineered by nature to withstand time, climate & use.



CRAFTED WITH PRECISION

Advanced technology meets artisan skill for perfect finishes.



RESPONSIBLE BY CHOICE

Sustainable sourcing & ethical practices at every step.



TRUSTED BY PROFESSIONALS

Chosen by leading architects, designers & visionaries worldwide.

ARCHITECTURAL APPLICATIONS

Natural stone. Timeless beauty. Versatile by design.
Explore how our cladding transforms visionary ideas into extraordinary spaces.



LUXURY RESIDENTIAL FACADE
Striking facades that express prestige and architectural intent.



ENTRY PORTAL
Make a lasting first impression with texture, depth, and distinction.



INTERIOR FEATURE WALL
Elevate interiors with natural texture that tells a story.



FIREPLACE SURROUND
Create warmth and elegance with natural stone craftsmanship.



LANDSCAPE WALL
Durable beauty that defines spaces, retains privacy, and blends with nature.



HOSPITALITY & RETAIL
Refined environments for elevated experiences and enduring impressions.

CURATED NATURAL STONES



NATURAL BEAUTY
Unique textures and organic variations.

BUILT TO LAST
Engineered by nature to withstand time and elements.

SUSTAINABLE CHOICE
Ethically sourced stone for a greener world.

TIMELESS APPEAL
Enduring elegance that transcends trends.

DESIGN FREEDOM
Versatile formats for limitless creativity.

PRECISION FINISH
Expertly crafted for seamless installation.

INDOOR & OUTDOOR
Perfect for facades, interiors, and landscapes.

CURATED EARTH PALETTE

Inspired by the raw beauty of nature's landscapes, our curated earth palette brings organic warmth, texture, and timeless sophistication to every space.




NATURAL VARIATION
Each piece is uniquely shaped by nature.



AUTHENTIC & DURABLE
Built to endure. Designed to inspire.




TIMELESS APPEAL
Earth tones that transcend trends and elevate design.



SAND DUNE




CANYON TAUPE



IVORY CLOUD



PEBBLE CREST



MOONLIT GREY



SILVER DRIFT



WEATHERED SLATE



RIVER ROCK



SMOKE STACK



ASHEN BASALT



CHARCOAL PEAK



OBSIDIAN RIDGE

CURATED EARTH PALETTE

IVA

INTERNATIONAL

FEATURE WALLS & ENTRANCES

Make a lasting first impression with natural stone cladding that brings texture, depth, and architectural presence to every entrance and feature wall.

From grand foyers to intimate transitions, our stones create ambiance, elevate design, and stand the test of time.



NATURAL ELEGANCE
Authentic beauty in every piece.



ENDURING QUALITY
Built to last for generations.



DESIGN FLEXIBILITY
A range of textures for every vision.



TIMELESS APPEAL
Elevate entrances that inspire.



GRAND FOYERS




STATEMENT ENTRIES



ELEGANT TRANSITIONS



INTERIOR ACCENTS



INVITING ENTRANCES


CURATED NATURAL STONES



COPPER



MOON GREY




MINT




TEAK WOOD



IVORY RUSTIC



GARNET BLACK




DESERT MULTI




INDIAN GLORY



SILVER QUARTZ



LIME BLACK



SAGAR MULTI



DAZZLE GREEN

IVA
INTERNATIONAL

RUSTIC TO REFINED

From Raw Beauty to Refined Elegance.

A spectrum of natural stone expressions—each with its own story, texture, and soul. From rugged and timeworn to sleek and contemporary, this collection empowers you to shape spaces that are timeless, authentic, and unforgettable.



RUSTIC EARTH




IVORY RUSTIC



GRAPHITE STACK



ASH CHARCOAL



IVORY RIDGE



CANYON BLEND



PEBBLE TAUPE



PEARL CREAM



SANDSTONE BEIGE



SILVER QUARTZ



FOSSIL GREY



MOON GREY



TEAK WOOD



LIME BLACK



METAL GREY



JAK BLACK

HOSPITALITY & LANDSCAPE EXPRESSIONS

Designed to elevate experiences. Shaped by nature. Defined by timeless elegance.

Natural stone cladding brings architectural purity and tactile sophistication to hospitality and landscapes.

Created for spaces that leave lasting impressions.



BOUTIQUE HOTEL FACADE



RESTAURANT FEATURE WALL



OUTDOOR LANDSCAPE BOUNDARY



WATER FEATURE WALL




PREMIUM GARDEN PATHWAY


CURATED NATURAL STONE SELECTIONS




MOON GREY



TEAK WOOD



GARNET BLACK




SANDSTONE BEIGE



INDIAN AUTUMN



SILVER QUARTZ



RUSTIC EARTH



MINT WAVE



DAZZLE GREEN



PEARL CREAM



NATURAL BEAUTY
Authentic textures that celebrate nature's artistry.



DESIGNED TO ENDURE
Built for performance in hospitality and outdoor spaces.



VERSATILE APPLICATION
From grand facades to intimate garden elements.



TIMELESS APPEAL
Elevating environments with enduring elegance.



SUSTAINABLE CHOICE
Responsibly sourced for a better tomorrow.

APPLICATION SPACES

PROFILES, CORNERS & FORMATS

Thoughtfully crafted formats and precision profiles ensure a seamless blend of beauty and performance. Each option is designed to enhance depth, shadow, and architectural integrity.

PROFILE / FORMAT	SWATCH (NATURAL STONE)	PROFILE DETAIL	CORNER APPLICATION
<p>01 LEDGE</p> <p>Bold layered ledges create dramatic shadow and depth.</p>			
<p>02 STACKED STRIP</p> <p>Thin linear strips for refined texture and contemporary sophistication.</p>			
<p>03 ASHLAR BLOCK</p> <p>Rectangular blocks in varied sizes for a timeless, structured appearance.</p>			
<p>04 SPLIT FACE</p> <p>Rugged split surfaces deliver a natural, textured finish with raw character.</p>			
<p>05 CORNER RETURN</p> <p>Pre-cut corner pieces ensure a clean, seamless transition with strength.</p>			
<p>06 LINEAR STRIP</p> <p>Extra long, narrow strips for sleek, modern lines and seamless flow.</p>			

IVA

INTERNATIONAL

PERFORMANCE & ENDURING BEAUTY

Engineered by nature. Proven by time. Our natural stone cladding delivers uncompromising performance with timeless architectural appeal.



NATURAL COMPOSITION
Made from 100% natural stone. Pure, authentic, and non-toxic.



WEATHER RESISTANT
Withstands harsh climates, UV exposure, rain, and temperature extremes.



DIMENSIONAL STABILITY
Naturally dense and structurally sound for long-lasting durability.



LOW MAINTENANCE
Resists stains, fading, and wear. Easy to clean and built to last.




THERMAL CHARACTER
Helps regulate indoor comfort with natural thermal mass.




LASTING VALUE
Elevates architectural value with enduring beauty and performance.


CURATED NATURAL STONES




AUTUMN
RUSTIC



SAHARA
CREAM




LAVA
ROCK



RIVER
SAND



GLACIER
GREY



HIGHLAND
MIX



ARCTIC
WHITE



SLATE
SHADOW

BESPOKE SELECTION GALLERY

Curated from nature. Selected for distinction. Designed for you.



CUSTOM CURATION

Handpicked stones from around the world, curated to reflect your unique vision.



TONE & TEXTURE MATCHING

Precision in color, texture, and form to achieve perfect architectural harmony.



TEXTURE DIRECTION

Every surface tells a story—carved, cleft, or stacked to create depth and emotion.



PROJECT-SPECIFIC SELECTION

Our experts collaborate with you to select stones that align with your space and intent.

NATURAL STONE. ENDLESS POSSIBILITIES.



ALPINE IVORY

MOUNTAIN RUST

OBSIDIAN STACK

SAHARA STRATA

COASTAL SLATE

ARCTIC LEDGE

SUNLIT CLIFF

VERDE GREY

ROSE DUSK

GRAPHITE VEIN

SILVER MIST

BRONZE RIDGE

“

Nature provides the raw beauty—our craft reveals its true potential. Together, we create spaces that endure.

”

DESIGNER STONE & CNC SURFACES

Sculpted by Vision. Crafted by Nature.

Where artistry meets technology. Our Designer Stone & CNC Surfaces collection celebrates the timeless beauty of natural stone, elevated through precision craftsmanship and visionary design. From sculpted waves and botanical reliefs to geometric patterns and bespoke mosaics, every surface is meticulously crafted to transform spaces into enduring works of art. Tailored for architects and designers who seek distinction in every detail.



DESIGNER STONE & CNC SURFACES



BESPOKE DESIGN
Tailored surfaces that reflect your unique vision.



CNC PRECISION
Advanced technology for flawless detailing.



NATURAL STONE ELEGANCE
The raw beauty of stone, refined to perfection.







DURABLE & LONG-LASTING
Engineered to endure beauty for generations.



SUSTAINABLE CHOICE
Responsibly sourced, consciously crafted.



ARCHITECTURAL EXPRESSION
Designed to elevate extraordinary spaces.



SIGNATURE SURFACE LIBRARY

Best of the Collection.

An exclusive curation of our most celebrated Designer Stone & CNC Surfaces—where material innovation meets masterful craftsmanship. Each surface is a statement of refinement, designed to bring emotion, depth, and timeless beauty to luxury spaces.



DESIGNER STONE & CNC SURFACES



**EXCLUSIVE
DESIGN LANGUAGE**
Original patterns and relief compositions.



**CRAFTED
TO PERFECTION**
Meticulous detailing with flawless execution.



**NATURAL STONE
ELEGANCE**
The raw beauty of stone, refined to perfection.



**ENGINEERED
FOR EXCELLENCE**
Precision CNC technology for enduring impact.



**ILLUMINATED
POSSIBILITIES**
Surfaces that come alive with light and shadow.



**BESPOKE
BY DESIGN**
Tailored solutions that reflect your unique vision.



**ORGANIC
MOTION
COLLECTION**

Fluid forms. Sculpted elegance.

The Organic Motion Collection embodies the elegance of movement through sculpted stone and CNC artistry. Each design flows with purpose—inspired by nature's rhythms and shaped by master craftsmanship. From soft curves to dynamic contours, these surfaces bring spaces to life with depth, texture, and timeless architectural beauty.



DESIGNER STONE & CNC SURFACES



BESPOKE DESIGN

Tailored surfaces that reflect your unique vision.



CNC PRECISION

Advanced technology for flawless detailing.



NATURAL STONE ELEGANCE

The raw beauty of stone, refined to perfection.



DURABLE & LONG-LASTING

Engineered to endure beauty for generations.



SUSTAINABLE CHOICE

Responsibly sourced, consciously crafted.



ARCHITECTURAL EXPRESSION

Designed to elevate extraordinary spaces.



BOTANICAL RELIEF COLLECTION

Nature translated into stone.

A celebration of the natural world, meticulously carved in stone. Our Botanical Relief Collection captures the elegance of leaves, florals, and organic forms through masterful craftsmanship and refined textures. Each surface brings depth, dimension, and a sense of serenity—transforming walls into timeless works of art. Perfect for creating sophisticated interiors that feel both calming and extraordinary.



BESPOKE DESIGN

Tailored surfaces that reflect your unique vision.



CNC PRECISION

Advanced technology for flawless detailing.



NATURAL STONE ELEGANCE

The true beauty of stone, refined to perfection.



DURABLE & LONG-LASTING

Engineered to endure beauty for generations.



SUSTAINABLE CHOICE

Responsibly sourced, consciously crafted.



ARCHITECTURAL EXPRESSION

Designed to elevate extraordinary spaces.



BOTANICAL RELIEF COLLECTION

SCULPTED GEOMETRY COLLECTION

Bold form. Precision depth.

A study in structure and shadow, the Sculpted Geometry Collection explores the power of form through faceted surfaces and architectural precision. Each panel is CNC-carved from natural stone to reveal depth, rhythm, and light-play — turning walls into statements of modern sophistication.



DESIGNER STONE & CNC SURFACES



BESPOKE DESIGN

Tailored surfaces that reflect your unique vision.



CNC PRECISION

Advanced technology for flawless detailing.



NATURAL STONE ELEGANCE

The raw beauty of stone, refined to perfection.



DURABLE & LONG-LASTING

Engineered to endure beauty for generations.



SUSTAINABLE CHOICE

Responsibly sourced, consciously crafted.



ARCHITECTURAL EXPRESSION

Designed to elevate extraordinary spaces.



DESIGNER MOSAICS & COMPOSITIONS

Small modules. Grand impact.

Our Designer Mosaics & Compositions collection redefines surfaces through meticulous detail and masterful composition. Each mosaic is a symphony of natural stone, metal, and refined finishes—crafted to create unforgettable patterns, textures, and visual rhythm. From intricate mosaics to bold compositions, these surfaces transform interiors into timeless expressions of art and sophistication.



DESIGNER MOSAICS & COMPOSITIONS



ARTISANAL DETAIL
Hand-assembled pieces for refined elegance.



PREMIUM MATERIALS
Natural stone, marble, metal & glass accents.



ENDLESS CREATIVITY
Infinite patterns, limitless expressions.



DURABLE & TIMELESS
Built to last with enduring beauty and performance.



BESPOKE OPTIONS
Custom compositions tailored to your vision.






VERSATILE APPLICATION
Ideal for walls, niches, backsplashes & feature areas.



ARCHITECTURAL FEATURE WALLS

Installed luxury. Enduring presence.

Our Architectural Feature Walls collection brings spaces to life through bespoke stone & CNC surfaces—each installation a statement of artistry, precision, and timeless sophistication. Transforming walls into immersive experiences that leave a lasting impression.



**ORNATE
CNC
MASTERPIECES**

Intricate carving. Timeless grandeur.

Our Ornate CNC Masterpieces collection showcases the pinnacle of design elegance and technical precision. From grand medallions to intricate floral motifs and decorative panels, each piece is meticulously carved to add a sense of luxury, heritage, and timeless beauty to any space.



DESIGNER STONE & CNC SURFACES



BESPOKE DESIGN

Custom-crafted carvings that reflect your unique vision.



CNC PRECISION

Intricate detailing with flawless accuracy and refined finishes.



NATURAL STONE ELEGANCE

Premium marble & stone, carved to perfection.



DURABLE & LONG-LASTING

Engineered to endure generations of beauty.



SUSTAINABLE CHOICE

Responsibly sourced, consciously crafted.



ARCHITECTURAL EXPRESSION

Elevating interiors with art that inspires.



TEXTURE & PATTERN FAMILIES

Curated variation for refined projects.

A considered library of textures and patterns — each surface a study in depth, rhythm and detail. From subtle linear textures to bold sculptural statements, our collections offer architects and designers the freedom to craft timeless, high-impact environments.




LINEAR TEXTURES




CONCENTRIC RELIEFS



ILLUMINATED SURFACES



FLUTED PANELS



LAYERED BLOCKS




SUBTLE MOSAICS



ORGANIC FLOW




GEOMETRIC RELIEFS



STATEMENT CARVINGS



NATURAL RHYTHMS



CURATED BESPOKE GALLERY

Distinctive surfaces for
extraordinary interiors.

This collection is a celebration of craftsmanship, creativity and precision. Each surface is a unique expression, shaped by cutting-edge technology and refined by artisan sensibility. From sculpted stone to CNC-carved masterpieces, these surfaces transform ordinary spaces into iconic environments.



DESIGNER STONE & CNC SURFACES



DESIGNED BY VISION. CRAFTED BY NATURE. DELIVERED FOR LEGACY.

At IVA INTERNATIONAL, we partner with architects, designers and developers to bring visionary spaces to life through surfaces that are as functional as they are breathtaking. Every project is an opportunity to create something timeless, tailored and truly one of a kind.

Let's shape the extraordinary—together.

SIGNATURE DESIGNER STONE COLLECTION

*The most coveted surfaces.
Curated for exceptional spaces.*

A celebration of artistry, craftsmanship, and timeless natural beauty. Our Signature Designer Stone Collection brings together bespoke designs, premium natural stone, and state-of-the-art CNC precision to create surfaces that are as enduring as they are extraordinary. From intricate hand-carved masterpieces to contemporary textured wallscapes, every piece is a statement of refined luxury and architectural brilliance. Designed for those who demand nothing less than perfection.



BESPOKE
DESIGN



CNC
PRECISION



NATURAL STONE
ELEGANCE




DURABLE &
LONG-LASTING



SUSTAINABLE
CHOICE



ARCHITECTURAL
EXPRESSION



HERITAGE ICONS & DEVOTIONAL RELIEFS

*Sacred artistry.
Timeless presence.*

A celebration of divine expression through masterfully carved stone. Our Heritage Icons & Devotional Reliefs collection brings together deity-inspired panels, spiritual motifs, and temple-like textures, meticulously crafted using the finest natural stone and advanced CNC precision. Each piece radiates peace, power, and permanence—designed to elevate spaces with spiritual depth and cultural grandeur.



BESPOKE
DESIGN



CNC
PRECISION



NATURAL STONE
ELEGANCE



DURABLE &
LONG-LASTING



SUSTAINABLE
CHOICE



ARCHITECTURAL
EXPRESSION



BOTANICAL COUTURE & FLORAL RELIEFS

*Nature elevated into
sculptural luxury.*

A celebration of botanical artistry where nature meets haute design. Our Botanical Couture & Floral Reliefs Collection captures the delicate poetry of leaves, blossoms, and organic forms in sculpted stone. Each piece is a masterpiece—meticulously carved to bring depth, movement, and timeless beauty to interiors. From grand statement walls to refined accents, these surfaces evoke serenity, sophistication, and the enduring allure of nature, reimagined in stone.



BESPOKE
DESIGN



CNC
PRECISION



NATURAL STONE
ELEGANCE



DURABLE &
LONG-LASTING



SUSTAINABLE
CHOICE



ARCHITECTURAL
EXPRESSION



IVA

INTERNATIONAL

ARCHITECTURAL INLAY COMPOSITIONS

Pattern, material, and prestige.

Where craftsmanship meets composition. Our Architectural Inlay Compositions unite natural stone, metal, and artistry in seamless harmony. From intricate mosaics to bold geometric panels, each surface is a study of balance, precision, and enduring luxury. Designed to transform interiors into expressions of identity and status.



DESIGNER STONE & CNC SURFACES



BESPOKE
DESIGN



CNC
PRECISION



NATURAL STONE
ELEGANCE



DURABLE &
LONG-LASTING



SUSTAINABLE
CHOICE



ARCHITECTURAL
EXPRESSION



MASTER CATALOGUE

FOSSIL FLOWER & EARTH COUTURE

Decorative storytelling in natural stone.

Fossil Flower & Earth Couture celebrates the poetic beauty of nature preserved in stone. Inspired by botanical fossils, layered petals, and earthy textures, each surface is a masterpiece of organic artistry and refined craftsmanship. These decorative stone panels transform walls into timeless narratives—where ancient flora meets modern luxury in perfect harmony.



BESPOKE DESIGN



CNC PRECISION



NATURAL STONE ELEGANCE




DURABLE & LONG-LASTING



SUSTAINABLE CHOICE



ARCHITECTURAL EXPRESSION



NARRATIVE SANDSTONE & MAJESTIC BEIGE

Warm stone. Noble character.

A tribute to timeless stories and noble heritage, our Narrative Sandstone & Majestic Beige collection captures the spirit of sandstone in its most expressive form. Inspired by equestrian legacy and artisan craftsmanship, each surface blends warm beige tones with intricate story-panel inlays, sculpted relief, and natural textures. From hand-carved murals to dimensional accents, these designer stones bring depth, meaning, and architectural grandeur to refined interior and exterior spaces.

Crafted for those who value more than design—crafted for those who value legacy.



BESPOKE DESIGN



CNC PRECISION



NATURAL STONE ELEGANCE



DURABLE & LONG-LASTING



SUSTAINABLE CHOICE



ARCHITECTURAL EXPRESSION



IVA

INTERNATIONAL

HARMONY RUSTIC & DARK PATCHWORKS

*Dramatic textures.
Sophisticated depth.*

Where raw beauty meets refined craftsmanship. Harmony Rustic & Dark Patchworks celebrate the richness of natural stone in its boldest form—layering deep tones, metallic accents, and tactile finishes to create surfaces that command attention. Each patchwork is a curated composition of contrast and character, designed to elevate interiors with warmth, mystery, and timeless elegance.



DESIGNER STONE & CNC SURFACES



BESPOKE
DESIGN



CNC
PRECISION



NATURAL STONE
ELEGANCE



DURABLE &
LONG-LASTING



SUSTAINABLE
CHOICE



ARCHITECTURAL
EXPRESSION




MASTER CATALOGUE

ILLUMINATED ACCENT SURFACES

Light, relief, and atmosphere.

A dialogue between light and form. Our Illuminated Accent Surfaces collection celebrates the art of dimension—where carved stone, precious textures, and integrated lighting unite to create atmosphere and emotion. Each surface is meticulously crafted using advanced CNC techniques and premium natural materials, designed to transform interiors into timeless experiences of depth, warmth, and sophistication.



BESPOKE
DESIGN



CNC
PRECISION



NATURAL STONE
ELEGANCE



DURABLE &
LONG-LASTING



SUSTAINABLE
CHOICE



ARCHITECTURAL
EXPRESSION



ORNATE CNC MEDALLIONS & CLASSICAL PANELS

Precision carving. Grand heritage.

A celebration of classical artistry and timeless design. Our Ornate CNC Medallions & Classical Panels collection features meticulously carved motifs, arabesque patterns, and architectural details that bring palatial elegance to every surface. From intricate floral medallions to framed relief panels and heritage-inspired compositions, each piece is a testament to exceptional craftsmanship and enduring beauty.



BESPOKE
DESIGN



CNC
PRECISION



NATURAL STONE
ELEGANCE



DURABLE &
LONG-LASTING



SUSTAINABLE
CHOICE



ARCHITECTURAL
EXPRESSION



THE GRAND SIGNATURE GALLERY

Our most coveted surfaces, curated for iconic spaces.

A celebration of artistry at its finest. The Grand Signature Gallery is a collection without compromise—where nature, design, and mastery converge to create unforgettable environments. From hand-sculpted reliefs and artistic mosaics to rare stone compositions and statement designer surfaces, each creation is an expression of timeless luxury and individuality.

FOR THOSE WHO SEEK THE EXTRAORDINARY.



BESPOKE DESIGN



CNC PRECISION



NATURAL STONE ELEGANCE




DURABLE & LONG-LASTING



SUSTAINABLE CHOICE



ARCHITECTURAL EXPRESSION



COUTURE DEVOTIONAL ICONS

Divine artistry. Timeless spiritual elegance.

Couture Devotional Icons is a tribute to the eternal — where sacred symbolism meets masterful craftsmanship. Each hand-sculpted relief is a divine expression of faith, feminine energy, and inner tranquility. Carved in premium natural stone, these icons transform walls into sanctuaries and spaces into experiences of reverence, beauty, and calm. Curated for those who seek meaning in every detail and divinity in every design.



BESPOKE
DESIGN



CNC
PRECISION



NATURAL STONE
ELEGANCE



DURABLE &
LONG-LASTING



SUSTAINABLE
CHOICE



ARCHITECTURAL
EXPRESSION



TEMPLE RELIEF SIGNATURES

Carved devotion. Timeless presence. Spiritual perfection.

Our Temple Relief Signatures collection honors the sacred through masterfully hand-carved natural stone panels. Each relief captures the divine in exquisite detail — from celestial deities and auspicious symbols to meditative sanctuary walls and ornate architectural embellishments. These pieces are more than surfaces; they are spiritual expressions that elevate interiors with peace, protection, and profound cultural resonance.



BESPOKE
DESIGN



CNC
PRECISION



NATURAL STONE
ELEGANCE



DURABLE &
LONG-LASTING



SUSTAINABLE
CHOICE



ARCHITECTURAL
EXPRESSION



IVA

INTERNATIONAL

BOTANICAL COUTURE PANELS

*Nature, reimagined
as timeless couture.*

Botanical Couture Panels are a fusion of art, nature, and architecture—meticulously carved from the world's finest natural stones. Each panel embodies refined elegance through botanical forms, art-deco fans, and couture-inspired details, creating spaces of quiet grandeur and unmatched sophistication.

WHERE BOTANICAL BEAUTY
MEETS ARTISANAL COUTURE.



DESIGNER STONE & CNC SURFACES



BESPOKE
DESIGN



CNC
PRECISION



NATURAL STONE
ELEGANCE



DURABLE &
LONG-LASTING



SUSTAINABLE
CHOICE



ARCHITECTURAL
EXPRESSION



MASTER CATALOGUE

ILLUMINATED RELIEF COUTURE

*Where light sculpts
timeless emotion.*

Illuminated Relief Couture is a masterful fusion of artisanal carving and architectural lighting — designed to transform walls into living works of art. Each panel is precision-carved from premium natural stone or engineered stone, then enhanced with integrated LED illumination that reveals depth, texture, and story. From floral bas-reliefs to sculptural fans and light-wash silhouettes, every surface is a couture expression of elegance, crafted for iconic interiors that inspire.

**DESIGN. CRAFT. ILLUMINATION.
BEYOND EXPECTATION.**



BESPOKE
DESIGN



CNC
PRECISION



NATURAL STONE
ELEGANCE



DURABLE &
LONG-LASTING



SUSTAINABLE
CHOICE



ARCHITECTURAL
EXPRESSION



FUSION GREEN SANCTUARY WALLS

Where nature, stone, and spirit unite in perfect harmony.

Fusion Green Sanctuary Walls celebrate the union of natural stone and living greenery to create spaces of profound calm and spiritual balance. Each design weaves together textured stone, hand-carved artistry, and verdant elements, offering a sanctuary for reflection, healing, and inner peace. These walls transform environments into timeless retreats that nurture the soul and elevate everyday living.

A SANCTUARY FOR THE SOUL.
DESIGNED BY NATURE.



BESPOKE DESIGN



CNC PRECISION



NATURAL STONE & GREEN FUSION



DURABLE & LONG-LASTING



WELLNESS FOCUSED



ARCHITECTURAL EXPRESSION



PLANE EARTH & INLAY COMPOSITIONS

*Curated surfaces.
Inlaid stories. Timeless luxury.*

Plane Earth & Inlay Compositions celebrate the art of thoughtful combination—where natural stone blocks, carved textures, and designer inlays come together in perfect harmony. Inspired by raw earth and refined craftsmanship, each panel is a study in balance, detail, and depth. These compositions transform walls into timeless expressions of luxury, heritage, and design excellence.

CRAFTED BY NATURE.
DESIGNED FOR DISTINCTION.



BESPOKE
DESIGN



CNC
PRECISION



NATURAL STONE
ELEGANCE



DURABLE &
LONG-LASTING



SUSTAINABLE
CHOICE



ARCHITECTURAL
EXPRESSION



MAJESTIC BEIGE NARRATIVES

Timeless stories carved in stone. Spaces that speak of heritage, crafted for today.

Majestic Beige Narratives celebrates the art of storytelling through stone. Inspired by heritage, equestrian grandeur, and artisanal craftsmanship, this collection features hand-carved panels, narrative compositions, and warm sandstone textures that evoke timeless elegance. Each surface is a tribute to tradition—refined for contemporary luxury.



BESPOKE
DESIGN



CNC
PRECISION



NATURAL STONE
ELEGANCE



DURABLE &
LONG-LASTING



SUSTAINABLE
CHOICE



ARCHITECTURAL
EXPRESSION



**HARMONY
RUSTIC
DARK
PATCHWORKS**

Where rustic soul meets refined darkness.

Harmony Rustic Dark Patchworks celebrates the power of contrast, texture, and timeless materiality. A curated selection of patchwork surfaces that blend raw, rugged elements with metallic glints and deep earthy tones. Each piece is a masterstroke of composition—designed to evoke depth, warmth, and bold sophistication.

RAW. REFINED. REMARKABLE.



BESPOKE
DESIGN



CNC
PRECISION



NATURAL STONE
ELEGANCE




DURABLE &
LONG-LASTING



SUSTAINABLE
CHOICE



ARCHITECTURAL
EXPRESSION



ARCHITECTURAL INLAY COUTURE

*Where artistry is inlaid
into architecture.*

Architectural Inlay Couture is the pinnacle of design expression—where natural stone, carved relief, and precision inlay unite to create extraordinary surfaces that elevate spaces into works of art. Every detail is thoughtfully composed to reflect refined taste, bespoke luxury, and timeless sophistication. Designed for those who seek beyond the ordinary and demand nothing less than architectural excellence.

**FOR THOSE WHO DESIGN
LEGACIES, NOT JUST SPACES.**



BESPOKE
DESIGN



CNC
PRECISION



NATURAL STONE
ELEGANCE










DURABLE &
LONG-LASTING



SUSTAINABLE
CHOICE



ARCHITECTURAL
EXPRESSION



THE COLLECTOR'S MASTER GALLERY

Where artistry becomes legacy.

The Collector's Master Gallery is the pinnacle of our craft—an exclusive curation of rare natural stones, extraordinary reliefs, and couture surfaces designed for the world's most distinguished spaces. Every creation is a singular expression of mastery, intended not just to be seen, but to be remembered for generations.

FOR THOSE WHO COLLECT NOT JUST BEAUTY, BUT HISTORY.



BESPOKE DESIGN



CNC PRECISION



NATURAL STONE ELEGANCE



DURABLE & LONG-LASTING



SUSTAINABLE CHOICE



ARCHITECTURAL EXPRESSION



DESIGNER TILE CONCEPTS

*Luxury Washroom Concepts
& Artistic Feature Walls*

Step into a world where artistry meets architecture. Our large-format designer tiles transform walls into masterpieces—crafted for luxury washrooms, villas, hotels, living rooms, and statement interiors.

From mesmerizing natural abstractions to breathtaking artistic murals, each design is a celebration of creativity, scale, and sophistication.

**BOLD BY DESIGN.
COUTURE BY NATURE.**



DESIGNER TILE CONCEPTS



ARTISTIC
DESIGNS



LARGE
FORMAT




LUXURY
FINISH



MOISTURE
RESISTANT



STATEMENT
INTERIORS



EASY
APPLICATION



OX 0018
Geode Royale



OX 0020
Emerald Allure



OX 0021
Onyx Veil



Blossom Song
Floral Elegance



Tropical Harmony
Lush Paradise



Royal Pair
Peacock Grace



Silent Grace
Serene Buddha



OX 0016
Oceanic Flow



OX 0017
Azure Cascade




OX 0019
Crystal Dunes



Dawn Riders
Momentum



Amber Queen
Golden Radiance



Lotus Whisper
Zen Blossom



Mystic Forest
Enchanted Green

IVA

INTERNATIONAL

ONYX BATH COUTURE

*Statement washrooms
sculpted in mineral drama.*

Born from the earth's rarest artistry, our onyx and agate surfaces bring unparalleled drama to luxury washrooms. Flowing veining in onyx blacks, golds, ivories, and smoky charcoals meet luminous crystalline layers and metallic warmth—crafting spaces that are bold, timeless, and unforgettable. For those who seek more than design, but a true statement of lifestyle.

**BOLD BY DESIGN.
COUTURE BY NATURE.**



MASTER CATALOGUE



LARGE
FORMAT



LUXURY
FINISH



MOISTURE
RESISTANT



EASY
MAINTENANCE



PREMIUM
QUALITY



DURABLE
SURFACE



IVA
INTERNATIONAL

SOFT MINERAL SPA

Light-toned designer tiles for serene bath spaces.

SOFT MINERAL SPA by IVA International captures the quiet beauty of nature's finest minerals—veined in misty blues, ivory, and soft gold. Designed to evoke calm and clarity, these tiles create bright, serene bath environments that soothe the senses and elevate everyday rituals.

Perfect for luxury villas, premium guest suites, and boutique spa environments, each surface brings refined elegance, effortless sophistication, and a timeless sense of well-being.



CALM BY DESIGN.
LUXURY BY NATURE.



LARGE
FORMAT



LUXURY
FINISH



MOISTURE
RESISTANT



STATEMENT
INTERIORS



EASY
APPLICATION



IVA

INTERNATIONAL

OCEANIC AGATE BATHS

*Blue and turquoise concepts
for unforgettable bathrooms.*

Inspired by the mesmerizing beauty of oceanic minerals, the Oceanic Agate Collection brings the depth, movement and brilliance of natural agate into luxurious bathroom design.

Swirls of sapphire, aquamarine, teal and crystalline gold flow across polished surfaces — creating immersive environments that evoke calm, elegance and rare sophistication.

**BOLD BY DESIGN.
COUTURE BY NATURE.**



OCEANIC
INSPIRATION



LUXURY
FINISH



GLOSSY
SURFACES



MOISTURE
RESISTANT



STATEMENT
INTERIORS



EASY
APPLICATION



OX 0016



OX 0017



OX 0019



OX 0024




OX 0030



OX 0015



OX 0014



OX 0018



OX 0021



MASTER CATALOGUE

IVA

INTERNATIONAL

JEWEL-TONED BATH STATEMENTS

Emerald, blush, smoke, and precious-stone drama.

Drench your space in the radiance of rare minerals and opulent hues. The Jewel-Toned collection by IVA International transforms washrooms into couture sanctuaries—where agate patterns, crystalline veining, and gem-inspired palettes create unforgettable statements of luxury and artistry.

**BOLD BY DESIGN.
COUTURE BY NATURE.**



DESIGNER TILE CONCEPTS



BESPOKE DESIGN



LARGE FORMAT



LUXURY FINISH



MOISTURE RESISTANT



STATEMENT INTERIORS



EASY APPLICATION



MASTER CATALOGUE

IVA

INTERNATIONAL

MASTERART ICONS

*Fashion-forward mural tiles
for statement interiors.*

Where couture meets craftsmanship. MASTERART ICONS is a curated collection of artistic mural tiles designed to turn walls into unforgettable expressions of style, power, and personality.

Each mural is a collectible masterpiece—meticulously reproduced on premium ceramic surfaces with vibrant depth, luxurious finishes, and enduring elegance.

**BOLD BY DESIGN.
COUTURE BY NATURE.**



MASTER CATALOGUE



ARTISTIC
DESIGNS



LUXURY
FINISH



LARGE FORMAT
MURALS



FADE & MOISTURE
RESISTANT



DURABLE
CERAMIC



TIMELESS
STATEMENT



EMBER QUEEN



AURUM ECLIPSE



GILDED AURA



REGAL PLUME



MIDNIGHT BLOOM



ROYAL SOVEREIGN




EQUUS PRESTIGE



OPULENT WINGS



LUXE BOTANICA



NOIR ELEGANCE

MASTERART ICONS. COLLECTIBLE ARTISTRY. FOREVER IMPRESSIVE.

IVA

INTERNATIONAL

PEACOCK & POETRY

*Elegant narrative murals
for refined spaces.*

Where artistry takes flight and heritage finds its voice. Inspired by the timeless symbolism of the peacock—grace, renewal, and regal beauty—each mural is a sculpted story in stone.

Crafted with a handcrafted spirit and impeccable detail, these scenic wall tiles transform luxury interiors into poetic sanctuaries of colour, culture, and quiet magnificence.

SCULPTED STORIES.
TIMELESS LUXURY.



MASTER CATALOGUE



BESPOKE
DESIGN



LARGE
FORMAT



LUXURY
FINISH



MOISTURE
RESISTANT



STATEMENT
INTERIORS



EASY
APPLICATION



SCENIC WALL TILES

IVA

INTERNATIONAL

NATURE NARRATIVES

Botanical and wildlife wall concepts with couture appeal.

Rooted in the elegance of nature, our scenic mural tiles celebrate timeless biodiversity through artistic expression and masterful detail. From regal forest muses and harmonious tropics to delicate blossoms and untamed wilderness, each design evokes emotion, storytelling, and serenity.

INSPIRED BY NATURE.
CREATED FOR EXTRAORDINARY SPACES.



DESIGNER TILE CONCEPTS



BESPOKE DESIGN



LARGE FORMAT



SCENIC MURALS



LUXURY FINISH



MOISTURE RESISTANT



STATEMENT INTERIORS



EASY APPLICATION



FOREST EMPRESS
1200x2400mm



TROPICAL HARMONY
1200x2400mm



BLOSSOM SONG
1200x2400mm




VANTARA
1200x2400mm




WILD CANOPY
1200x2400mm



GOLDEN FOLIAGE
1200x2400mm



PEACOCK MAJESTY
1200x2400mm



MONSOON BLOOM
1200x2400mm




IVORY JUNGLE
1200x2400mm



NATURE'S MUSE
1200x2400mm



EMERALD RETREAT
1200x2400mm



SERENE WOODS
1200x2400mm

IVA

INTERNATIONAL

MOTION & MAJESTY

Dynamic mural tiles for dramatic statement walls.

Unleash the power of movement and the allure of grandeur. MOTION & MAJESTY is a curated collection of high-impact mural tiles that capture energy, freedom, and bold expression. From thundering steeds to electric rhythm and iconic portraits—each design is crafted to command attention and elevate large-scale interiors.

DESIGNED TO INSPIRE.
BUILT TO IMPRESS.



DESIGNER TILE CONCEPTS



BESPOKE
DESIGN



LARGE
FORMAT



LUXURY
FINISH



DURABLE
& STRONG



STATEMENT
INTERIORS



EASY
APPLICATION



MASTER CATALOGUE

SERENE MASTERPIECES

Spiritual, floral, and contemplative mural concepts.

A tribute to devotion, balance, and inner peace—this collection captures the poetry of spirituality through masterful artistry. Each mural is a visual mantra, blending timeless symbols with refined aesthetics to create spaces that inspire calm, reflection, and connection.

Crafted for those who seek more than beauty—these are stories, emotions, and energies that transform interiors into unforgettable sanctuaries.

ART THAT SOOTHES.
SPACES THAT INSPIRE.



BESPOKE
DESIGN



LARGE
FORMAT



LUXURY
FINISH



MOISTURE
RESISTANT



STATEMENT
INTERIORS



EASY
APPLICATION



RESIN COUTURE BATHS

Resin-infused designer tiles for immersive luxury washrooms.

Where art meets architecture—our resin couture collection redefines the modern bath experience. Each surface is a masterpiece of resin infusion, mineral depth, and metal leaf detailing, crafted to create statement walls that flow like liquid luxury.

These are not ordinary tiles, but large-format works of art—glossy, dimensional and endlessly immersive. Designed for villas, suites, and spa sanctuaries, they bring a gallery-like presence to interiors while offering enduring performance and effortless elegance.

**BOLD BY DESIGN.
COUTURE BY NATURE.**



RESIN
DEPTH



GOLD FOIL
HIGHLIGHTS



LARGE
FORMAT



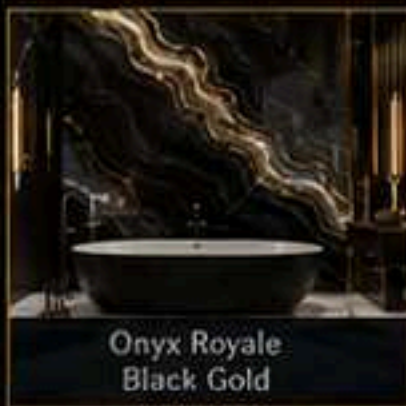
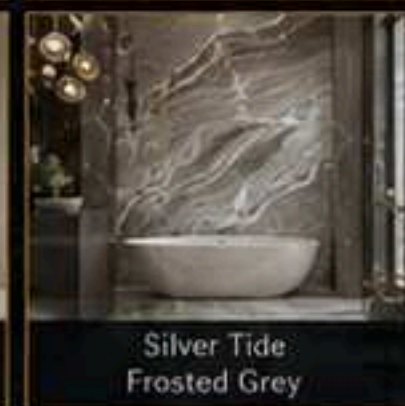
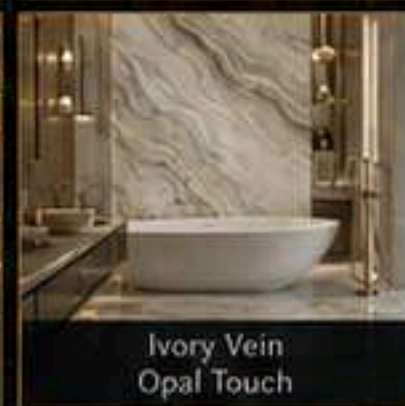
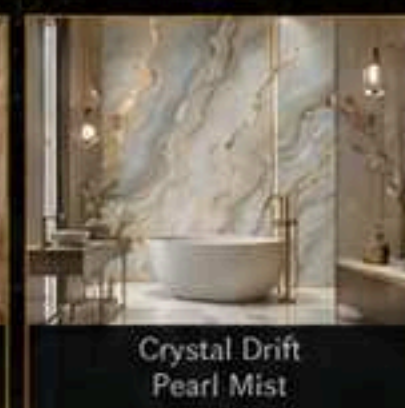

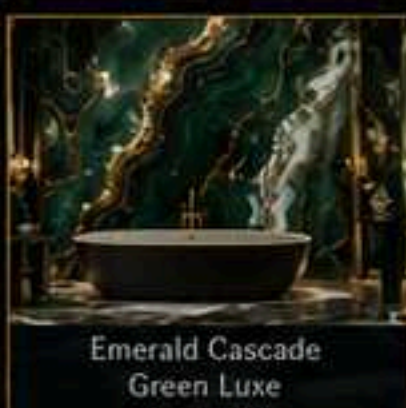
MOISTURE
RESISTANT



EASY
MAINTENANCE



STATEMENT
INTERIORS



GOLD FOIL BATH ATELIER

Metallic radiance, precious-stone drama, and couture tile artistry.

Where natural beauty meets golden brilliance. Our Gold Foil Bath Atelier collection captures the essence of precious stones elevated with hand-finished gold foil veining, resin layering and reflective highlights. Each surface shimmers with depth and dimension—crafted for those who demand uncompromising luxury.

Engineered for indulgence and durability, these large-format tiles offer a high-gloss, moisture-resistant finish—designed exclusively for statement washrooms that exude wealth, warmth, and timeless allure.

**BOLD BY DESIGN.
COUTURE BY NATURE.**



GOLD FOIL
WORK



RESIN
LAYERING



LARGE FORMAT
PANELS



LUXURY
FINISH



WATER
RESISTANT



CUSTOM
LAYOUT

GF 0701 Golden Onyx	GF 0702 Sahara Gold	GF 0703 Imperial Agate	GF 0704 Midas Flow	GF 0705 Regal Quartz	GF 0706 Golden Eclipse	GF 0707 Auric Wave	GF 0708 Luxe Marble
GF 0709 Golden Veil	GF 0710 Royal Lace	GF 0711 Opal Majesty	GF 0712 Amber Royale	GF 0713 Gold Coast	GF 0714 Velvet Onyx	GF 0715 Gilded Horizon	GF 0716 Precious Drift
GF 0717 Halo Agate	GF 0718 Citrine Gold	GF 0719 Golden Mirage	GF 0720 Noble Streak	GF 0721 Lustrous Pearl	GF 0722 Golden Nebula	GF 0723 Emperor's Vein	GF 0724 Glorious Flow

INLAY OPULENCE

Designer bath concepts with inlay work, metallic accents, and bespoke detailing.

Inlay artistry elevates every surface into a statement of refinement. Intricate detailing, luminous metallics, and masterful finishing create depth, movement, and a sense of bespoke luxury that defines exceptional spaces.

Crafted for those who demand distinction, these premium surfaces are ideal for luxury residences, five-star hotels, and spa sanctuaries—where every detail reflects timeless sophistication and unparalleled craftsmanship.

**BOLD BY DESIGN.
COUTURE BY NATURE.**



INLAY
DETAILING



LUXURY
SURFACE



LARGE
FORMAT




RESIN +
METALLIC EFFECTS



MOISTURE
RESISTANT



HOTEL &
VILLA READY



IX 0101
Pearl Onyx Inlay




IX 0102
Sahara Bloom



IX 0103
Midnight Fleur




IX 0104
Imperial Medallion




IX 0105
Arabesque Luxe



IX 0106
Golden Lotus



IX 0107
Regal Peacock




IX 0108
Nero Elegance



IX 0109
Royal Botanical



IX 0110
Celestial Flow




IX 0111
Art Deco Radiance




IX 0112
Ivory Filigree



IX 0113
Majestic Mandala



IX 0114
Oro Cascade



IX 0115
Onyx Veil Inlay



IX 0116
Satin Marble Inlay



IX 0117
Empress Scroll



IX 0118
Azure Petal

CRYSTAL VEIN COLLECTION

Translucent mineral beauty for spa-like bath interiors.

Inspired by nature's most exquisite crystals, the Crystal Vein Collection captures the ethereal beauty of translucent minerals and luminous quartz. Layered with artful depth, delicate veining, and subtle golden highlights, each surface is crafted with high-definition resin technology to deliver stunning realism and long-lasting brilliance.

The polished finish enhances light reflection and spatial elegance, while premium resin composition ensures superior durability, moisture resistance, and easy maintenance.

Ideal for statement walls, feature panels, and full-surface applications in luxury bathrooms, spas, and wellness escapes.

**BOLD BY DESIGN.
COUTURE BY NATURE.**



CRYSTAL
RESIN FINISH



GLOSS
SURFACE



PREMIUM
PANELS



MOISTURE
RESISTANT



EASY
CARE



SPA
INTERIOR USE



CX 0701 Crystal Mist	CX 0702 Ivory Halo	CX 0703 Quartz Glow	CX 0704 Silver Veil	CX 0705 Luxe Crystal	CX 0706 Smoky Quartz	CX 0707 Moonlit Onyx	CX 0708 Golden Ice
CX 0709 Arctic Sheen	CX 0710 Pearl Radiance	CX 0711 Champagne Crystal	CX 0712 Steel Ice	CX 0713 Opal Drift	CX 0714 Clouded Quartz	CX 0715 Haze Stone	CX 0716 Frost Vein
CX 0717 Crystal Fusion	CX 0718 Ivory Lace	CX 0719 Glacial Quartz	CX 0720 Platinum Shard	CX 0721 Opaline Mist	CX 0722 Whisper Crystal		


EMERALD & ONYX SANCTUARIES

*Jewel-toned bath concepts
crafted for elite interiors.*

Deep emeralds, smoky onyx, and agate-inspired layers come together in a statement of timeless luxury. Intricate resin work, gold foil accents, and precious-stone detailing elevate bathrooms into collector-grade interiors that exude opulence, edge, and artistry.

From dramatic bookmatched feature walls to sculptural vanity tops, every surface is designed to dazzle and endure—crafted for spaces that leave a lasting impression.

**BOLD BY DESIGN.
COUTURE BY NATURE.**



DESIGNER TILE CONCEPTS


GEM-INSPIRED
PALETTE










RESIN
WORK


METALLIC
FOIL


LARGE
FORMAT


DURABLE
FINISH


LUXURY
HOSPITALITY USE

 EX 1001 Emerald Majesty	 EX 1002 Smoke Onyx Luxe	 EX 1003 Royal Agate	 EX 1004 Verdant Wave	 EX 1005 Onyx Obsidian	 EX 1006 Emerald Cloud
 EX 1007 Black Emerald Vein	 EX 1008 Golden Onyx Flow	 EX 1009 Jade Cascade	 EX 1010 Onyx & Gold Fusion	 EX 1011 Imperial Agate	 EX 1012 Smoky Emerald
 EX 1013 Emerald Statement Wall	 EX 1014 Agate Vanity Feature	 EX 1015 Onyx Bathtub Wall	 EX 1016 Emerald Shower Niche	 EX 1017 Backlit Agate Wall	 EX 1018 Luxury Spa Concept

IVA

INTERNATIONAL

COOUTURE MOSAIC ICONS

Art-collector mural tiles for unforgettable interiors.

Where haute couture meets mosaic mastery. COOUTURE MOSAIC ICONS is a collection of museum-worthy mural tiles crafted in luminous gloss mosaic art on premium ceramic surfaces.

Each design is created in large format to become the soul of a space—ideal for statement walls in luxury homes, hotels, spas, boutiques, and landmark commercial interiors.

Rich metallics, foil-like golds, iridescent pearls, and dramatic details create unforgettable visual impact with timeless elegance and bespoke character.

**BOLD BY DESIGN.
COOUTURE BY NATURE.**



DESIGNER TILE CONCEPTS



GLOSS
MOSAIC ART



LARGE
FORMAT MURALS



LUXURY
FINISH



FADE & MOISTURE
RESISTANT



DESIGNER
STATEMENT



CUSTOM
PANELS



RADIANT EMPRESS
Golden Majesty



AURIC ALLURE
Gold Veil



ROYAL PLUME
Peacock Opulence



LOTUS COOUTURE
Sacred Elegance



OPULENT BLOOM
Golden Petals



NOIR CHIC
Parisian Glamour



IMPERIAL STALLION
Black & Gold



LUNAR STEED
Pearl Brilliance



GILDED ABSTRACTION
Liquid Gold



CELESTIAL PEACOCK
Jewel Feathers



GOLDEN AVANTGARDE
Haute Couture



ETHEREAL ICON
Modern Iconic

PEACOCK ROYALE ATELIER

Regal scenic murals with jewellery-like colour and artisanal richness.

Handcrafted like fine jewellery, these peacock-inspired scenic murals are masterpieces of mosaic artistry. Each tile is placed with precision to capture the iridescence of feathers, the glow of gold, and the depth of natural beauty. Beyond ordinary tiles—these are statement murals that transform walls into immersive works of art. Designed for connoisseurs who seek sophistication, exclusivity, and storytelling in every detail.

ELEVATE SPACES. INSPIRE ADMIRATION. LEAVE A LEGACY.



ARTISTIC MURALS



LARGE WALL PANELS



LUXURY FINISH



FADE RESISTANT



STATEMENT INTERIORS



CUSTOM COMPOSITIONS



Peacock Majesty
Golden Garden



Royal Pavilion
Peacock Splendour



Lotus Throne
Peacock Bloom



Moonlit Court
Peacock Sonata




Ivory Grace
Peacock Whisper




Couture Feathers
Emerald Luxe



Verdant Majesty
Peacock Forest




Feather Fan
Opulence



Silken Glow
Peacock Poise



Gold Leaf
Peacock Regal



Amber Bloom
Peacock Radiance




Midnight Opal
Peacock Dream



Azure Flourish
Peacock Couture



Eternal Pair
Peacock Romance



Jade Heritage
Peacock Legacy



Golden Halo
Peacock Empress



Imperial Court
Peacock Grandeur



Wisteria Grace
Peacock Eden

BOTANICAL COUTURE WALLS

Nature-inspired tile masterpieces for refined luxury interiors.

Where nature becomes haute couture. Our botanical and portrait tile murals celebrate the art of elegance—where every petal, plume, and gaze is rendered in radiant detail and opulent form.

Crafted on premium surfaces with art-grade precision, these scenic murals bring walls to life with metallic richness, resin-like lustre, and couture composition.

Perfect for boutique hotels, villas, luxury residences, and statement spaces that demand more than décor—these are custom storytelling panels made to inspire, impress, and endure.



**BOLD BY DESIGN.
COUTURE BY NATURE.**



SCENIC
MURALS



LARGE
FORMAT



LUXURY
FINISH



FADE & MOISTURE
RESISTANT



DESIGNER
SPACES



CUSTOM
ARTWORK



GILDED BLOOM
Opulent Garden




EMERALD BOTANY
Verdant Luxe



LUMIÈRE FLORA
Golden Whisper



NOIR BOTANICA
Midnight Petals



BLUSH MAGNOLIA
Serene Elegance



AUREATE LEAVES
Golden Canopy



PEACOCK REVERIE
Regal Splendor




VELVET FLORAL
Baroque Bloom



ORCHID OPULENCE
Divine Beauty



FLORAL SWAY
Art in Motion



SILK FLORA
Luxe Neutral



JUNGLE LUXE
Tropical Elegance



LADY BLOOM
Portrait Muse




GOLDEN ALLURE
Portrait Elegance



MAJESTIC MUSE
Timeless Glamour



ETHEREAL QUEEN
Radiant Strength



FLORAL HARMONY
Grace in Bloom



LOTUS PRESTIGE
Sacred Beauty

EQUESTRIAN & WILDLIFE MAJESTY

Powerful mural concepts for unforgettable statement interiors.

Celebrate untamed beauty and noble strength with our EQUESTRIAN & WILDLIFE MAJESTY collection. Each design is a masterful fusion of gloss mosaic art and dynamic storytelling—crafted to command attention and elevate interiors with power, prestige, and sophistication.

Printed on premium large-format ceramic panels with fade-resistant technology and a lustrous finish, these murals are made for luxury homes, boutique hotels, and executive spaces that leave a lasting impression.



**MADE TO INSPIRE.
BUILT TO ENDURE.**


DYNAMIC
ART MURALS


LARGE
FORMAT


PREMIUM
SURFACE


FADE
RESISTANT


STATEMENT
WALLS


CUSTOM
LAYOUTS

 Warrior Charge Galloping Herd	 Golden Monarch Lion Majesty	 Savannah Stalker Leopard Motion	 Majestic Roar Royal Lion	 Eternal Freedom White Stallion	 Midnight Tapestry Black Stallion
 Fury Unleashed Wild Horses	 Desert Kings Arabian Majesty	 Thunderstride Equestrian Power	 Crowned Pride Lion & Crown	 Arctic Spirit White Wolf	 Jungle Sovereign Bengal Tiger
 Ocean Guardians Sea Horses	 Eclipse Jaguar Shadow	 Wild Majesty Elephant Power	 Golden Gaze Cheetah Speed	 Spirit of the Plains Buffalo Strength	 Phoenix Steed Fire Horse

DIVINE ICONS & HERITAGE WALLS

Spiritual masterpieces with timeless luxury appeal.

A curated collection of exquisite gloss mosaic art and premium ceramic mural tiles that celebrate divinity, heritage, and inner peace. Each design is a symphony of devotion—crafted with masterful detail, luminous finishes, and rich storytelling that transcends time and trend.

From serene meditative Buddhas to sacred symbology and cultural icons, these collector-grade masterpieces transform walls into sanctuaries of beauty, balance, and spiritual energy.

Perfect for luxury homes, meditation spaces, boutique hotels, retreats, temples, and curated interiors.

**MORE THAN ART.
A LEGACY OF DEVOTION.**



COLLECTOR
ART TILES



LUXURY
FINISH



LARGE
WALL PANELS



FADE & MOISTURE
RESISTANT



STATEMENT
INTERIORS



CUSTOM
CONCEPTS



Lotus Awakening
Divine Peace



Sacred Om
Cosmic Harmony



Golden Buddha
Eternal Wisdom



Krishna Leela
Divine Melody



Ganesha Grace
New Beginnings



Shiva Meditation
Infinite Strength



Bodhi Sanctuary
Enlightened Path



Heritage Arch
Timeless Grandeur



Lotus Bloom
Purity & Light



Peacock Majesty
Royal Beauty



Divine Shakti
Sacred Power



Sacred Mandala
Universal Balance

IVA

INTERNATIONAL

WATERJET ACCENT & HIGHLIGHTS

Precision. Artistry. Enduring Grandeur.

Couture waterjet surfaces that elevate villas, hotels, spas, foyers, powder rooms, and statement interiors.

Expertly cut using advanced waterjet technology, each accent is a masterpiece of precision and proportion. Intricate marble, stone, and metal elements are artfully inlaid to create timeless motifs, borders, medallions, and decorative inserts that transform any surface into an icon.

From bespoke compositions to modular accents, our waterjet collection blends heritage craftsmanship with modern luxury—perfect for hospitality, high-end residences, and grand public spaces.

Every detail is designed to impress.
Every installation is built to last.

**BOLD BY DESIGN.
COUTURE BY NATURE.**



PRECISION
CUT



MARBLE
INLAY



METALLIC
ACCENTS



CUSTOM
LAYOUT



HOSPITALITY
READY



STATEMENT
INTERIORS



WJ 8101
Regal Medallion



WJ 8102
Arabesque Lattice



WJ 8103
Art Deco Fan



WJ 8104
Gold Link Trellis



WJ 8105
Baroque Fleur



WJ 8106
Compass Rosette



WJ 8107
Scallop Elegance



WJ 8108
Heritage Patchwork



WJ 8109
Versailles Bloom



WJ 8110
Infinity Vine



WJ 8111
Starlight Mosaic



WJ 8112
Quatrefoil Luxe



WJ 8113
Imperial Arabesque



WJ 8114
Circle Interlock



WJ 8115
Florentine Crest



WJ 8116
Noir Scroll



WJ 8117
Peacock Feather



WJ 8118
Greek Key Luxe

GRAND WATERJET MEDALLIONS

Bespoke floor statements for palatial foyers, villas, and hotel entrances.

Our grand waterjet medallions are the pinnacle of precision craftsmanship and timeless design. Each piece is expertly cut using advanced waterjet technology and hand-assembled from the finest marbles, stones, and metallics.

From compass roses to royal crests, radial florals to baroque scrolls—every medallion is a bespoke work of art, designed to anchor your space and elevate the entire experience.

Perfectly proportioned and flawlessly finished, our medallions transform entrance floors into unforgettable statements of prestige and refinement.

**DESIGNED FOR IMPACT.
BUILT FOR LEGACY.**



CUSTOM
MEDALLIONS



MARBLE
INLAY



METALLIC
DETAILING



LOBBY
READY



LUXURY
FINISH



PRECISION
CUT



WJ 8201
Royal Compass



WJ 8202
Versailles Grandeur



WJ 8203
Imperial Bloom



WJ 8204
Crown Crest



WJ 8205
Baroque Radiance



WJ 8206
Noble Elegance



WJ 8207
Golden Horizon



WJ 8208
Arabesque Majesty



WJ 8209
Regal Roundel



WJ 8210
Celestial Star



WJ 8211
Palace Emblem



WJ 8212
Eternal Blossom



WJ 8213
Phoenix Crest



WJ 8214
Grand Acanthus



WJ 8215
Majestic Oval



WJ 8216
Heritage Crest



WJ 8217
Sovereign Scroll



WJ 8218
Infinity Royale

ARABESQUE & FLORAL INLAYS

Decorative waterjet artistry for powder rooms, spas, feature niches, and refined walls.

Inspired by nature and elevated by masterful precision, our Arabesque & Floral Inlays celebrate the beauty of ornamental design. Intricate florals, flowing arabesques, and timeless motifs are hand-finished in natural stone, marble, and mother of pearl with meticulous attention to detail.

Each waterjet inlay is a symphony of artisan skill and modern technology—perfect for vanity surrounds, accent walls, shower niches, and spa retreats where elegance is in every detail.

From softly romantic to boldly regal, these inlays transform interiors into couture spaces that feel curated, refined, and enduring.

**ORNAMENT WITH PURPOSE.
LUXURY WITH SOUL.**



FLORAL
DETAILING



CUTWORK
ARTISTRY



MOISTURE
RESISTANT



CUSTOM
COMPOSITIONS



METALLIC
ACCENTS



STATEMENT
SPACES

					
WJ 8301 Aurelia Bloom	WJ 8302 Seraphina Vine	WJ 8303 Lily Medallion	WJ 8304 Arabesque Rosette	WJ 8305 Petal Quatrefoil	WJ 8306 Celeste Frieze
					
WJ 8307 Lotus Scroll	WJ 8308 Bellflower Inlay	WJ 8309 Rumi Blossom	WJ 8310 Marquise Bloom	WJ 8311 Isfahan Vine	WJ 8312 Royal Palmette
					
WJ 8313 Pearl Vine	WJ 8314 Empress Rosette	WJ 8315 Celadon Leaf	WJ 8316 Florentine Scroll	WJ 8317 Ornate Frame	WJ 8318 Arabian Bloom

ART DECO & GEOMETRIC SIGNATURES

Sculpted symmetry, metallic rhythm, and modern luxury in waterjet form.

Art Deco is the language of elegance—where geometry becomes glamour. Our waterjet designs capture the essence of this timeless movement through bold fanfare, sleek lines, and intricate symmetry.

Using advanced waterjet technology, we craft precise geometric patterns in luxurious marble, brass, and stone, creating flawless rhythm, depth, and movement in every detail.

Perfect for statement floors, feature walls, and bespoke installations, these designs bring a refined sense of opulence to residences, hotels, boutique spaces, and grand interiors.

From classic deco motifs to modern interpretations, each piece is cut to perfection and styled for iconic spaces.



**CUT TO PERFECTION.
STYLED FOR ICONIC SPACES.**



WJ 8401 Sunburst Fan	WJ 8402 Deco Steps	WJ 8403 Empire Fan	WJ 8404 Linear Trellis	WJ 8405 Deco Frame	WJ 8406 Scallop Geometry
WJ 8407 Hex Link	WJ 8408 Radiant Arch	WJ 8409 Greco Luxe	WJ 8410 Diamond Stride	WJ 8411 Deco Archway	WJ 8412 Angular Interlock
WJ 8413 Cubist Illusion	WJ 8414 Geo Petal	WJ 8415 Skyline Lines	WJ 8416 Peacock Deco	WJ 8417 Hexa Weave	WJ 8418 Deco Emblem

HERITAGE PATCHWORK ACCENTS

Layered ornamental compositions for boutique hospitality, powder rooms, cafés, and expressive feature walls.

Our Heritage Patchwork Accents collection celebrates the art of layering — where history, texture, and craftsmanship converge in captivating modular compositions.

Each waterjet accent is a study in modular artistry, blending aged metals, stone textures, floral motifs, and ornamental cutwork into patchwork layouts that tell a story in every tile.

Designed for designers who seek depth and character, these mixed-texture modules bring warm metallic highlights, distressed finishes, and couture detailing to walls that deserve to be remembered.

Perfect for boutique hospitality, cafés, powder rooms, and statement interiors — these accents create rich, focal surfaces that elevate ambiance and leave a lasting impression.

**RICH IN DETAIL.
TIMELESS IN CHARACTER.**



MODULAR
ACCENTS



HERITAGE
MOTIFS



ACCENT
WALLS



METALLIC
HIGHLIGHTS



HOSPITALITY
READY



CUSTOM
LAYOUTS



WJ 8501
Vintage Florals



WJ 8502
Aged Luxe Patch



WJ 8503
Ornate Heritage



WJ 8504
Metallic Bloom



WJ 8505
Antique Filigree



WJ 8506
Rustic Regal



WJ 8507
Classic Lattice



WJ 8508
Gilded Petals



WJ 8509
Arabesque Weave



WJ 8510
Distressed Elegance



WJ 8511
Couture Inserts



WJ 8512
Patina Patchwork



WJ 8513
Baroque Fusion



WJ 8514
Heritage Medley



WJ 8515
Floral Scroll Mix



WJ 8516
Stone & Metal Blend



WJ 8517
Imperial Detail



WJ 8518
Timeless Tapestry

MONOCHROME MARBLE COUTURE

Refined black, white, and grey waterjet surfaces for timeless luxury interiors.

Monochrome marble is the epitome of restrained elegance. By uniting crisp whites, soft greys, and deep charcoals, these waterjet surfaces create a harmonious balance of tone, texture, and proportion.

Intricate detailing in a curated palette enhances architectural spaces with quiet depth and sophistication. Soft-contrast inlay work adds dimension without distraction, allowing each pattern to elevate its surroundings.

Expertly crafted with precision-cut technology, every motif is a testament to artistry and intention—designed to endure, inspire, and offer a collector-grade finish.

UNDERSTATED. SCULPTED. EXCEPTIONAL.



MARBLE
MIX



SUBTLE
CONTRAST



CUSTOM
PATTERNS



EASY
MAINTENANCE



MOISTURE
RESISTANT



DESIGNER
SPACES



WJ 8601
Lattice Coin



WJ 8602
Clio Trellis



WJ 8603
Dove Frame



WJ 8604
Silk Trellis



WJ 8605
Arc & Point



WJ 8606
Piazza Roundel



WJ 8607
Fan Deco



WJ 8608
Greystone Interlock



WJ 8609
Lotus Link



WJ 8610
Greek Key Weave




WJ 8611
Hampton Border



WJ 8612
Mosaic Petal



WJ 8613
Cloud Trellis



WJ 8614
Noir & Pearl



WJ 8615
Braid Inlay



WJ 8616
Metro Hex



WJ 8617
Arabesque Curve



WJ 8618
Infinity Lattice

BESPOKE BORDERS & FRAMEWORKS


Custom borders, corner inserts, and framing systems for villas, corridors, lobbies, and grand halls.

Borders define. They guide the eye, structure space, and elevate every surface with intentional design. Our waterjet border collections include linear bands, corner pieces, runners, and full framing systems that bring depth, rhythm, and refinement to any interior.

From subtle edge detailing to ornate perimeters that frame entire compositions, each element is cut with couture precision and designed to integrate seamlessly with medallions, field patterns, and architectural layouts.

Ideal for grand villas, luxury lobbies, corridors, and statement halls—our borders add sophistication to every step.

EVERY EDGE DESERVES ARTISTRY.



CUSTOM
BORDERS



CORNER
PIECES



LAYOUT
PLANNING



GRAND
FORMAT




LUXURY
FINISH



HOSPITALITY
USE



WJ 8701
Classic Ogee Border



WJ 8702
Royal Scroll Border



WJ 8703
Imperial Chain Border



WJ 8704
Leaf & Vine Border



WJ 8705
Geometric Key Border



WJ 8706
Arabesque Wave Border



WJ 8707
Corner Flourish Left



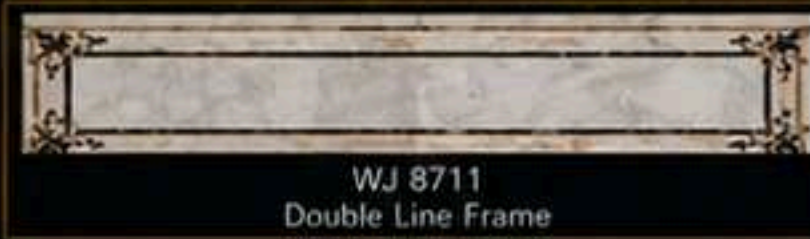
WJ 8708
Corner Flourish Right



WJ 8709
Corner Medallion Insert



WJ 8710
Runner Elegance



WJ 8711
Double Line Frame



WJ 8712
Coordinated Frame Set



WJ 8713
Perimeter Motif Band



WJ 8714
Greek Wave Band



WJ 8715
Crest & Laurel Border



WJ 8716
Medallion + Border Set 1



WJ 8717
Medallion + Border Set 2



WJ 8718
Medallion + Border Set 3

SCALLOP & FAN MOSAIC ATELIER

Curved geometry and deco rhythm for exquisite vanity walls and accent spaces.

Echoing the glamour of the Art Deco era, our scallop and fan mosaics bring movement, structure, and sophistication to every interior. Inspired by the symmetry of fans and the softness of scalloped shells, these waterjet designs are expertly crafted in marble and stone with metal inlays that trace and define each graceful curve.

The interplay of polished marble, brushed metal, and dimensional layering creates a rhythm that catches light and elevates ambience—ideal for powder rooms, vanity walls, and boutique hospitality settings.

From subtle tonal harmony to bold contrast, these mosaics add richness and refinement in compact spaces where every detail makes an impact.

**THE CURVE OF LUXURY.
THE LANGUAGE OF DETAIL.**



DECO FORMS



PREMIUM
MOSAIC



METALLIC
INLAY



MOISTURE
RESISTANCE



CUSTOM
FEATURE WALLS



EASY
CARE




WJ 8801
Golden Fan



WJ 8802
Carrara Scallop




WJ 8803
Silver Shell




WJ 8804
Graphite Fan




WJ 8805
Pearl Wave




WJ 8806
Art Deco Scallop




WJ 8807
Brass Arc




WJ 8808
Luxe Fan Lattice



WJ 8809
Moonlight Shell



WJ 8810
Obsidian Fan



WJ 8811
Petal Curve




WJ 8812
Champagne Fan



WJ 8813
Imperial Shell



WJ 8814
Deco Petal



WJ 8815
Arched Harmony



WJ 8816
Noir Scallop



WJ 8817
Lotus Fan



WJ 8818
Radiant Curve


HOSPITALITY FEATURE PANELS

Tailored waterjet compositions for reception walls, spa zones, powder rooms, and bespoke commercial interiors.

IVA International creates fully custom waterjet panels that bring identity, elegance, and craftsmanship to hospitality spaces. From grand reception backdrops to intimate powder-room statements, each design is engineered to reflect your brand and elevate the guest experience.

Our waterjet technology enables limitless pattern, material, and scale possibilities—from intricate medallions and architectural motifs to contemporary geometry and organic forms.

Durable, timeless, and made to impress—our panels transform interiors into memorable destinations.



**CRAFTED FOR PLACES THAT
MUST BE REMEMBERED.**



**CUSTOM
PANELS**



**STATEMENT
WALLS**



**PROJECT
READY**



**LUXURY
HOSPITALITY**



**DURABLE
SURFACE**



**BESPOKE
DESIGN**



WJ 8901
Regal Reception



WJ 8902
Arabesque Wall Panel



WJ 8903
Spa Serenity



WJ 8904
Lotus Niche Panel



WJ 8905
Grandeur Crest



WJ 8906
Boutique Lobby Accent




WJ 8907
Powder Room Luxe



WJ 8908
Floral Medallion



WJ 8909
Architectural Lattice



WJ 8910
Infinity Flow



WJ 8911
Marble Inlay Panel



WJ 8912
Heritage Motif



WJ 8913
Boutique Statement



WJ 8914
Gilded Symmetry



WJ 8915
Botanical Whisper



WJ 8916
Emblem Crest



WJ 8917
Geometric Harmony



WJ 8918
Coordinated Set

SIGNATURE WATERJET GALLERY

A curated closing edit of our most collectible waterjet accents and highlights.

The finale of artistry and precision. Each accent is masterfully waterjet cut and curated for its ability to transform. From timeless medallions to couture inlays, from metallic flourishes to architectural feature inserts—this collection celebrates the pinnacle of bespoke craftsmanship.

Designed for villas, hotels, and statement spaces, these accents elevate interiors from beautiful to unforgettable.

**WHEN DETAIL
BECOMES DESIRE.**



CURATED
SELECTION



SIGNATURE
DESIGNS



STATEMENT
INTERIORS



CUSTOM
FORMAT



PREMIUM
SURFACES



LUXURY
APPLICATION



WJ 9001
Regal Blossom



WJ 9002
Luxe Arabesque



WJ 9003
Golden Lattice



WJ 9004
Art Deco Radiance




WJ 9005
Scallop Royale



WJ 9006
Emperor's Crest



WJ 9007
Infinity Weave



WJ 9008
Pearl Fan



WJ 9009
Medallion Royale



WJ 9010
Starlight Bloom



WJ 9011
Versailles Gold



WJ 9012
Majestic Compass



WJ 9013
Monarch Border



WJ 9014
Chain & Charm



WJ 9015
Lotus Majesty



WJ 9016
Baroque Patch



WJ 9017
Celestial Curve



WJ 9018
Noble Trellis

WATERJET ACCENT & HIGHLIGHTS

CURATED WATERJET CONCEPTS

*Custom waterjet artistry.
Endless possibilities.*

Inspired by global design trends and meticulously crafted for timeless impact, our curated waterjet concepts blend intricate detail with refined materials. Each design is a statement of elegance—perfect for feature walls, vanities, niches, and bespoke interior moments.

From oxidised elegance to soft neutrals, geometric inlays to floral flourishes, these hand-selected accents elevate every space with precision and soul.



**BOLD BY DESIGN.
COUTURE BY NATURE.**



PRECISION
CUT



MULTI-MATERIAL
ARTISTRY



RUSTIC
ELEGANCE



CUSTOM
LAYOUT



BESPOKE
SOLUTIONS



STATEMENT
SURFACES

WJ 9101 Vintage Bloom	WJ 9102 Heritage Patch	WJ 9103 Oxide Medallion	WJ 9104 Arabesque Rust	WJ 9105 Geometric Rust	WJ 9106 Patina Trellis
WJ 9107 Rustic Scroll	WJ 9108 Metallic Fleur	WJ 9109 Blue Oxide Patch	WJ 9110 Grey & Copper Link	WJ 9111 Copper Crest	WJ 9112 Neutral Trellis
WJ 9113 Copper Lattice	WJ 9114 Classic Flourish	WJ 9115 Moroccan Patch	WJ 9116 Soft Scroll	WJ 9117 Minimal Geo	WJ 9118 Corner Elegance

IVA

INTERNATIONAL

BOTANICAL & METALLIC WATERJET ACCENTS


Organic beauty. Metallic radiance. Waterjet precision.

A designer collection where nature meets metal in perfect harmony. Botanical forms, ornate filigree, and modern geometry are brought to life through waterjet precision and enriched with layered metallic finishes.

From warm oxidized patinas and antique gold details to cool teal tones with copper botanical inlays—each accent tells a story of artistry, balance, and lasting luxury.

Ideal for boutique washrooms, spas, feature niches, and statement walls—these compositions elevate interiors with depth, texture, and bespoke elegance.

METALLIC INSERTS. LAYERED TEXTURES. WATERJET PRECISION. ACCENT COMPOSITIONS. CUSTOM LAYOUT POSSIBILITIES.



PRECISION CUT



METALLIC INSERTS



LAYERED TEXTURES



ACCENT COMPOSITIONS



CUSTOM LAYOUT




BESPOKE POSSIBILITIES



WJ 9201
Oxidized Gold Patch



WJ 9202
Filigree Arabesque




WJ 9203
Wave & Flow



WJ 9204
Chevron Accent



WJ 9205
Botanical Scroll



WJ 9206
Gold Leaf Fragments



WJ 9207
Teal Base



WJ 9208
Copper Monstera



WJ 9209
Copper Vine




WJ 9210
Copper Chevron



WJ 9211
Ornate Lattice



WJ 9212
Palm Leaf Accent



WJ 9213
Mixed Patchwork



WJ 9214
Floral Medallion



WJ 9215
Scroll & Wave Mix



WJ 9216
Dual Leaf Panel



WJ 9217
Botanical Border



WJ 9218
Custom Composition

ORNAMENTAL STONE NARRATIVES

Heritage. Craft. Enduring Beauty.

Intricate scrolls, timeworn textures, and metallic accents come together to tell stories of artistry and refinement. Inspired by classical ornament and patinated surfaces, these waterjet compositions bring depth, character, and soul to every space they grace.

From softly sculpted neutrals to rich heritage palettes, each design is a dialogue between past and present—crafted with precision, finished with prestige.

Ornamental by nature. Luxurious by design. Unmistakably IVA.

BOLD BY DESIGN.
COUTURE BY NATURE.



PRECISION
CUT



NATURAL
STONE



METALLIC
INLAYS



CUSTOM
LAYOUT



HOSPITALITY
READY



STATEMENT
INTERIORS



WJ 9301
Silver Scroll Patina



WJ 9302
Antique Lace



WJ 9303
Regal Flourish



WJ 9304
Shadow Mosaic



WJ 9305
Fossil Relief



WJ 9306
ASHEN ORNAMENT



WJ 9307
Azure Heritage



WJ 9308
Verdigris Patch



WJ 9309
Royal Filigree



WJ 9310
Baroque Bloom



WJ 9311
Rusted Elegance



WJ 9312
Cobalt Arabesque



WJ 9313
Stone Lace



WJ 9314
Muted Heritage



WJ 9315
Scroll Weave



WJ 9316
Gilded Vine



WJ 9317
Monumental Panel



WJ 9318
Crafted Grandeur

IVA

INTERNATIONAL

SIGNATURE WATERJET MIXES

Curated. Bespoke. Unforgettable.

Our Signature Waterjet Mixes are not ordinary tiles — they are curated statements of artistry and precision.

Each mix is a sophisticated interplay of texture, tone, and design — where waterjet precision meets artistic vision to create surfaces that are as timeless as they are unforgettable.

Designed for distinguished villas, luxury hotels, and exclusive feature spaces, these mixes elevate every surface into a bespoke masterpiece.

**BOLD BY DESIGN.
COUTURE BY NATURE.**



PRECISION
CUT



TEXTURED
DEPTH



BESPOKE
ACCENTS



CURATED
MIXES



HOSPITALITY
READY



STATEMENT
SPACES



WJ 9401
Regal Scroll Panel



WJ 9402
Arabesque Band



WJ 9403
Leaf Flow Insert



WJ 9404
Ornate Cross



WJ 9405
Scroll Border



WJ 9406
Floral Medallion



WJ 9407
Mixed Scroll Patch



WJ 9408
Geometric Lattice



WJ 9409
Heritage Panel



WJ 9410
Antique Accent Mix




WJ 9411
Golden Emblem



WJ 9412
Ornamental Patch



WJ 9413
Victorian Bloom



WJ 9414
Treillis Mix



WJ 9415
Classic Fleur



WJ 9416
Mosaic Ensemble



WJ 9417
Baroque Insert



WJ 9418
Royal Patchwork

SPECIFICATION STUDIO

Technical clarity. Luxury without compromise.

The IVA International Specification Studio supports architects, designers, developers, and procurement teams with detailed material specification guidance across selection, sizes, finishes, installation intent, and project suitability.

Our studio covers natural stone cladding, designer stone and CNC surfaces, decorative feature tiles, waterjet accents, and custom-built surfaces—offering precision, clarity, and confidence through every stage of the project.

MATERIAL SELECTION

Curated families of natural and engineered surfaces with verified performance and aesthetics.

FINISH LANGUAGE

Polished, honed, leathered, textured, carved, fluted, matte—mapped for visual and tactile intent.

SIZE COORDINATION

Format planning, module alignment, joint logic, and continuity across walls, floors, and features.

APPLICATION SUITABILITY

Interior / exterior use, wet / dry areas, traffic expectations, and installation method guidance.

BUYER SUPPORT

Documentation, samples, CAD files, technical sheets, and coordination for smooth delivery.



MATERIAL SELECTION



FINISH MAPPING



SIZE PLANNING



APPLICATION REVIEW



DETAIL RESOLUTION



BUYER SUPPORT



NATURAL STONE SELECTION



DESIGNER STONE PAlettes



CNC & CARVED SURFACES



WATERJET ACCENTS



DECORATIVE FEATURE TILES



CUSTOM BUILT SURFACES



FINISH OPTIONS



TEXTURE GUIDANCE



EDGE & PROFILE DETAILS



FLUTED & LINEAR ELEMENTS



METALLIC & MIXED MATERIALS



COLOR & TONE HARMONY



SIZE & FORMAT PLANNING



JOINT & LAYOUT LOGIC



APPLICATION ZONES



INSTALLATION INTENT



PROJECT MOOD BOARDS



SAMPLE & REVIEW PROCESS



PERFORMANCE INSIGHTS



MAINTENANCE GUIDANCE



TECHNICAL DOCUMENTATION



3D VISUALIZATION SUPPORT



DETAIL COORDINATION



SUSTAINABILITY CONSIDERATIONS

SURFACE LANGUAGE & FINISH MATRIX


Every finish, every mood, mapped with precision.

IVA guides you through an extensive language of surfaces and finishes—curated for sophistication, crafted for performance, and aligned with your design intent.

From natural stone cladding and designer stone to CNC surfaces, decorative tiles, waterjet accents, and bespoke compositions, we help you select the perfect expression of material.

Choose from an elevated spectrum of finishes—polished, honed, matte, brushed, fluted, carved, textured, split-face, metallic accent, resin enriched, gold foil accent, and inlay-rich compositions—each capable of transforming space and evoking extraordinary experiences.

ONE MATERIAL. ENDLESS EXPRESSIONS. CURATED BY IVA.



FINISH MAPPING



TEXTURE DIRECTION



TACTILE CONTRAST



GLOSS LEVEL



COLOR HARMONY



MATERIAL LAYERING

STONE FINISHES	POLISHED	HONED	MATTE	BRUSHED	LEATHERED	FLAMED	SPLIT-FACE	SANDBLASTED
TEXTURE STUDIES	FLUTED	RIBBED	PEBBLED	CHISELED	HAMMERED	WAVE CARVED	GROOVED	3D RELIEF
METALLIC SURFACES	BRUSHED BRASS	ANTIQUE BRONZE	SATIN NICKEL	GUNMETAL	COPPER LEAF	BLACK PVD	CHAMPAGNE GOLD	ROSE GOLD
RESIN COUTURE FINISHES	RESIN GLOSS	RESIN MATTE	RESIN CONCRETE	TERRAZZO RESIN	ONYX RESIN	TRANSLUCENT RESIN	PEARL RESIN	AGATE RESIN
FOIL & ACCENT DETAILS	GOLD FOIL	SILVER FOIL	COPPER FOIL	CRACKLE FOIL	ANTIQUE LEAF	METALLIC VEIL	MICA ACCENT	PATINA EFFECT
INLAY EXPRESSIONS	STONE INLAY	METAL INLAY	MOTHER OF PEARL	BRASS STRIP INLAY	MOSAIC INLAY	MARQUETRY	WATERJET INLAY	COMPOSITE INLAY
TONAL PALETTES	WARM NEUTRALS	COOL GREYS	EARTH TONES	MONOCHROME	RICH DARKS	COASTAL HUES	PASTEL WHISPER	BOLD JEWEL TONES

FORMAT, THICKNESS & APPLICATION GUIDE

Technical confidence for architects and serious buyers.

A clear framework for selecting the right format, thickness and detail for every intent. Designed for performance. Specified for perfection. Built to last.

SIZE PLANNING

Balanced formats and module logic for seamless layouts and material efficiency.

THICKNESS DIRECTION

Purpose-led thickness guidance for strength, span and durability.

DETAIL & EDGE PROFILES

Refined edges and joins for clean lines, precise transitions and lasting elegance.

APPLICATION SUITABILITY

Curated guidance for walls, wet areas, feature walls, foyers, villas, hotels, commercial interiors and selected exterior applications.

CONFIDENCE IN EVERY CHOICE


From specification to installation— a dependable system for beautiful results.



SIZE PLANNING



THICKNESS GUIDANCE



JOINT LOGIC



EDGE PROFILING



APPLICATION ZONING



PROJECT COMPATIBILITY

FORMAT LIBRARY STANDARD SIZES	MODULAR PLANNING LOGIC	THICKNESS RANGE GUIDE	THICKNESS APPLICATION MAP	EDGE PROFILE OPTIONS	CORNER & EDGE TREATMENTS
PANEL LAYOUT & PROPORTIONS	JOINT TYPES & ALIGNMENT	CONTINUOUS GRAIN & BOOKMATCH	BATHROOM SUITABILITY	FEATURE WALL SUITABILITY	FOYER & LOBBY APPLICATIONS
VILLA & RESIDENTIAL APPLICATIONS	HOTEL & HOSPITALITY ZONES	COMMERCIAL INTERIORS APPLICATION	SELECTED EXTERIOR APPLICATIONS	INSTALLATION INTENT	SUBSTRATE RECOMMENDATION
STONE PALETTE COMBINATIONS	TILE PALETTE COMBINATIONS	NEUTRAL & WARM HARMONY	CONTRAST & DARK HARMONY	TEXTURE & FINISH BALANCE	DESIGN CONTINUITY MADE EASY

INSTALLATION, QUALITY & BUYER SUPPORT

From approved samples to confident execution.

At IVA International we believe that exceptional materials deserve exceptional support. Our team partners with buyers, designers and contractors at every stage—ensuring clarity, accuracy and confidence from concept through completion.

SAMPLE REVIEW & APPROVAL

Curated samples, mock-ups and finish boards assessed for color, texture, performance and overall design intent.

INSTALLATION INTENT

Clear layout direction, pattern flow, alignment strategy and material interaction for predictable results.

SUBSTRATE & WET-AREA GUIDANCE

Surface preparation, waterproofing compatibility and best-practice recommendations for lasting performance.

TECHNICAL CLARITY

Detailed technical sheets, fabrication guidance and care instructions tailored to project requirements.

QUALITY & PACKING ASSURANCE

Rigorous quality review, protective packing logic, accurate labeling and organized logistics.

PROJECT COORDINATION SUPPORT

Dedicated communication, timely updates and proactive problem-solving to keep your project on track.



SAMPLE APPROVAL



INSTALLATION REVIEW



QUALITY CHECK


















PACKING PROTOCOL



DOCUMENT SUPPORT



COORDINATION SUPPORT

<p>QUALITY CONTROL</p>  <ul style="list-style-type: none"> • Incoming material inspection • Dimensional & finish checks • Color & lot consistency • Surface & edge verification • Final approval before dispatch 	<p>SAMPLE PROCESS</p>  <ul style="list-style-type: none"> • Curated material selection • Physical samples & boards • Mock-up preparation • Finish & color validation • Approval sign-off 	<p>INSTALLATION INTENT</p>  <ul style="list-style-type: none"> • Layout & pattern direction • Joint placement strategy • Alignment & continuity • Feature wall planning • Transition & edge details 	<p>SUBSTRATE GUIDANCE</p>  <ul style="list-style-type: none"> • Substrate suitability review • Surface prep requirements • Level, flatness & tolerance • Adhesive & mortar guidance • Movement joint planning 	<p>WET-AREA REVIEW</p>  <ul style="list-style-type: none"> • Waterproofing compatibility • Drainage & slope review • Sealant & silicone guidance • Perimeter & junction details • Long-term performance focus
<p>JOINT & ALIGNMENT</p>  <ul style="list-style-type: none"> • Joint width recommendations • Material alignment strategy • Movement joint placement • Grout type & color guidance • Clean, consistent execution 	<p>DETAIL & EDGE REVIEW</p>  <ul style="list-style-type: none"> • Edge profile selection • Corner & junction details • Trim & termination options • Step, niche & ledge details • Clean transitions 	<p>TECHNICAL SHEETS</p>  <ul style="list-style-type: none"> • Material specifications • Performance data • Installation instructions • Care & maintenance • Compliance & standards 	<p>SHOP DRAWING SUPPORT</p>  <ul style="list-style-type: none"> • CAD file review • Shop drawing check • Dimension & tolerance validation • Clash & coordination review • Fabrication clarity 	<p>MOCK-UP & 3D REVIEW</p>  <ul style="list-style-type: none"> • 3D visualization support • Material combination review • Scale & proportion check • Lighting & finish assessment • Design intent confirmation
<p>PACKAGING LOGIC</p>  <ul style="list-style-type: none"> • Protective packaging design • Crate & pallet optimization • Fragile item protection • Load stability & safety • Export-ready packing 	<p>LABELING & TRACEABILITY</p>  <ul style="list-style-type: none"> • Clear product labeling • Batch & lot traceability • Orientation & handling marks • Barcode & QR (if required) • Accurate documentation 	<p>PROJECT DOCUMENTATION</p>  <ul style="list-style-type: none"> • Material schedules • Approved samples record • Installation drawings set • Technical submittals • Hand-over documentation 	<p>BUYER COORDINATION</p>  <ul style="list-style-type: none"> • Dedicated account support • Timely communication • Proactive issue resolution • Milestone tracking • On-time delivery focus 	<p>AFTERCARE INSIGHTS</p>  <ul style="list-style-type: none"> • Cleaning & care guidance • Product-specific advice • Maintenance best practices • Issue prevention tips • Long-term beauty support

CUSTOM PROJECT DEVELOPMENT

*Any design. Any texture. Any color.
Built around your brief.*

At IVA International, every project begins with your vision. Our Custom Project Development service transforms ideas, references, and architectural intent into precisely engineered stone solutions.

We custom build to your exact needs—design intent, architectural language, size requirements, texture goals, color direction, finish preference, and application demands.

Our in-house design and engineering team reinterprets references, sketches, moodboards, and architectural concepts with technical clarity and creative depth.

From intricate carvings, inlays, and metallic accents to resin enrichments and large-format feature compositions, we develop bespoke materials that are expressive, durable, and manufacturable at any scale.

**YOUR VISION. OUR EXPERTISE.
UNIQUELY REALIZED.**



CONCEPT INTAKE



REFERENCE MAPPING



DESIGN ADAPTATION

































PALETTE BUILDING



SAMPLE DEVELOPMENT



CLIENT ALIGNMENT

					
CONCEPT BOARDS	ARCHITECTURAL SKETCHES	CUSTOM CARVED PATTERNS	GEOMETRIC RELIEF MOTIFS	ORGANIC TEXTURE STUDIES	BESPOKE LAYOUT DIRECTIONS
					
COLOR DIRECTION BOARDS	NATURAL STONE SELECTIONS	TONE & NEUTRAL PAlettes	BOLD & ACCENT PAlettes	FINISH EXPLORATIONS MATT, POLISHED, HONED	SIZE & FORMAT OPTIONS
					
INLAY CONCEPTS & DETAILS	METALLIC ACCENTS & TRIMS	RESIN & ENRICHMENT IDEAS	WATERJET & CNC COMPOSITIONS	3D RELIEF & SCULPTED SURFACES	MIXED MATERIAL COMBINATIONS
					
LIGHTING INTEGRATION IDEAS	EDGE PROFILES & DETAILS	JOINT & SEAM STRATEGIES	FEATURE WALL CONCEPTS	FLOOR PATTERN CONCEPTS	CUSTOM ELEMENTS & PROTOTYPES
					
BRANDING & LOGO INTEGRATION	BESPOKE FIXTURES & FURNITURE	HARDWARE & DETAIL COORDINATION	APPLICATION SCENARIOS	TECHNICAL DRAWINGS & SPECIFICATIONS	MOCKUPS & VISUAL RENDERINGS

FROM REFERENCE TO CONCEPT

How a buyer brief becomes a signature surface.

Every exceptional surface begins with a story. We translate ideas, inspirations, and requirements into refined material concepts that are beautiful, functional, and buildable.

Client references, moodboards, sketches, dimensions, architectural requirements, usage conditions, and design language are carefully studied and transformed into curated concepts and material directions.

With a foundation in CAD thinking and creative craftsmanship, we explore layout planning, proportion, motif simplification or enrichment, and material composition to develop early design proposals that align with vision and performance.



**CURATED. CONSIDERED. CUSTOM.
BUILT AROUND YOU.**



BRIEF INTAKE



REFERENCE ANALYSIS



CONCEPT SKETCHING



CAD PLANNING



COMPOSITION TESTING



DESIGN APPROVAL

COLOR, TEXTURE & FINISH CUSTOMIZATION

Tailored to the project, not limited by standard collections.

At IVA International, every surface can be refined, reimagined, and customized to reflect your unique vision. We go beyond catalog finishes to craft bespoke solutions across every detail—color tone, veining expression, texture depth, carving intensity, finish style, metallic accents, resin detailing, gold foil highlights, waterjet combinations, and inlay direction—all tailored to suit the architecture, ambience, and story of your project.

Whether you seek subtle elegance or bold statement, our design team collaborates with you to develop exclusive palettes and surface treatments that are truly one-of-a-kind.

Custom palettes can be developed for villas, hotels, washrooms, feature walls, foyers, and statement interiors—ensuring every space is curated, cohesive, and unmistakably yours.

**YOUR VISION. OUR CRAFT.
ENDLESS POSSIBILITIES.**



COLOR
MATCHING



TONE
BUILDING



TEXTURE
DEPTH



FINISH
SELECTION



MIXED
MATERIALS



PROJECT
MOOD ALIGNMENT

WARM NEUTRAL STONE PALETTE	COOL GREIGE BALANCE	IVORY & LINEN HARMONY	DARK DRAMA ELEGANCE	CHARCOAL & TAUPE LAYERING	SOFT NATURAL MINIMALISM
TAUPE & BRONZE DETAILING	COPPER ACCENT PALETTE	AGED BRASS FINISHES	GOLD FOIL HIGHLIGHTS	CHAMPAGNE METALLIC ACCENTS	ROSE GOLD INFUSION
RESIN INFUSED ACCENTS	OCEANIC BLUE RESIN FLOW	EMERALD GREEN DETAILING	AMBER HONEY RESIN STONE	ONYX RESIN COMBINATION	SMOKE RESIN SWIRL
CARVED RELIEF PANELS	WATERJET ARABESQUE	GEOMETRIC WATERJET	FLUTED & RIBBED SURFACES	INLAY DIRECTION PATTERNS	MEDALLION INLAYS
STONE & METAL COMBOS	WOOD & STONE HARMONY	MARBLE & BRASS FEATURES	MIXED MATERIAL MOOD BOARD	BESPOKE PALETTE DEVELOPMENT	CUSTOM SURFACE STUDIES

PROTOTYPING, MOCK-UPS & TECHNICAL DEVELOPMENT

Tested, refined, approved.

Every exceptional surface begins with exploration and is perfected through precision. Our in-house development studio transforms design intent into tangible, testable, buildable solutions.

From prototype tiles and panels to carved mock-ups and waterjet test pieces, we examine every detail—finish, scale, joinery, and performance—before full production.

Clients are invited to review sample sets and mock-up compositions, ensuring confidence, clarity, and alignment at every milestone.

**DESIGN TESTED. DETAIL REFINED.
QUALITY APPROVED.**



PROTOTYPE
CREATION



SCALE
REVIEW



FINISH
TRIALS



TECHNICAL
DETAILING



CLIENT
APPROVAL



PRODUCTION
READINESS

CONCEPT TO PROTOTYPE	PROTOTYPE TILE SETS	HAND-CARVED MOCK-UPS	WATERJET TEST PIECES	SURFACE & TEXTURE EXPLORATION	FINISH COMPARISONS
SCALE & PROPORTION CHECKS	PATTERN STUDIES	JOINERY & EDGE DEVELOPMENT	CURVE & RADIUS TESTING	STRUCTURAL & THICKNESS TESTS	MATERIAL COMBINATIONS
COLOR & TONE VALIDATION	FULL-SCALE MOCK-UP WALLS	DETAIL DRAWING DEVELOPMENT	SECTION & CORNER DETAILS	ENGINEERING REFINEMENT	PERFORMANCE TESTING
SAMPLE SET PRESENTATION	CLIENT REVIEW SESSIONS	MOCK-UP COMPOSITIONS	ANNOTATED DRAWINGS	REVISIONS & ITERATIONS	APPROVAL DOCUMENTATION
BESPOKE PANEL DEVELOPMENT	CUSTOM CARVED ELEMENTS	WATERJET LAYOUT VERIFICATION	EDGE PROFILE APPROVAL	PRE-PRODUCTION CHECKLIST	PRODUCTION READINESS

PRODUCTION COORDINATION & PROJECT DELIVERY

From approved design to a project-ready masterpiece.

Once custom specifications are approved, IVA International takes full responsibility for coordinating production and ensuring flawless execution at every stage of the journey.

We manage production planning, material batching, finish consistency, and panel numbering with meticulous precision. Intelligent packing logic protects every element, while dispatch documentation and installation reference support ensure smooth delivery and confident on-site execution.

Throughout the process, we maintain clear communication and proactive updates, keeping buyers and project teams informed and assured.

Our promise is consistency—of color, texture, finish, and layout intent—across every panel, every space, and the complete project.



COORDINATED TO PERFECTION.
DELIVERED WITH CONFIDENCE.



PRODUCTION
PLANNING



BATCH
CONTROL



NUMBERING
SYSTEM



PACKING &
DISPATCH



INSTALLATION
REFERENCE



FINAL BUYER
SUPPORT

 APPROVED SAMPLE BOARDS	 ORGANIZED PROJECT PALETTES	 MATERIAL LIBRARY SELECTION	 BATCH PLANNING & MATERIAL MATCHING	 FINISH & TEXTURE CONSISTENCY	 QUALITY CONTROL CHECKS
 PANEL LAYOUT PLANNING	 NUMBERED PANEL SYSTEM	 DIGITAL MOCKUPS & RENDER REFERENCES	 CUTTING & FABRICATION COORDINATION	 EDGE & PROFILE ALIGNMENT	 CONSISTENT PATTERN MATCHING
 INTELLIGENT PACKING LOGIC	 PROTECTIVE CRATING & SUPPORT	 PROJECT LABELLING & CODING	 DISPATCH DOCUMENTATION	 SHIPPING & LOGISTICS COORDINATION	 SECURE LOADING & DISPATCH
 INSTALLATION DRAWINGS & DETAILS	 ON-SITE REFERENCE SUPPORT	 INSTALLATION CHECKLISTS	 PROJECT TEAM COMMUNICATION	 FINAL INSPECTION & SIGN-OFF	 BUYER UPDATES & AFTER-SALES SUPPORT
 COMPLETED PROJECT INTERIORS	 FINISHED BATHROOM SPACES	 ELEGANT FEATURE WALLS	 CUSTOM STAIRCASE APPLICATIONS	 BESPOKE SURFACE SOLUTIONS	 TIMELESS. PRECISE. EXTRAORDINARY.